



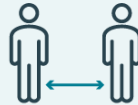
COVID-19 Watch

Weekly Coronavirus Disease (COVID-19) Surveillance Report
Thursday, April 8, 2021

Cleveland COVID-19 Case Summary, March 28 – April 3, 2021



WEAR A MASK



STAY 6 FEET APART



AVOID CROWDS



GET A VACCINE

485

New Cases this Week

21

New Hospitalizations this Week

28,948

Total Cases

2,012

Total Hospitalizations

436

Total Deaths

What Matters Most

1. There has been an increase in the number of new COVID-19 cases and hospitalizations in Cleveland for two weeks in a row (Fig. 1). These trends emphasize the need to continue social distancing and mask-wearing in public spaces.
2. Since the onset of the pandemic, individuals under 40 years of age have accounted for 51% of all cases in Cleveland. However, this week these younger Cleveland residents account for 57% of new cases (Fig. 3).
3. Sixteen positive cases 'U.K. Variant' B.1.1.7 have been identified among Cleveland residents. This variant strain has increased transmissibility and may contribute to the increase in cases seen recent weeks.
4. As of April 3, 2021, CDPH has administered 47,294 doses of COVID-19 vaccines to the community, including first and second doses of Moderna and Pfizer vaccines.



CITY OF CLEVELAND
Mayor Frank G. Jackson



COVID-19 WATCH

Weekly Coronavirus Disease (COVID-19) Surveillance Report
Thursday, April 8, 2021

Figure 1. COVID-19 Cases in Cleveland by Week

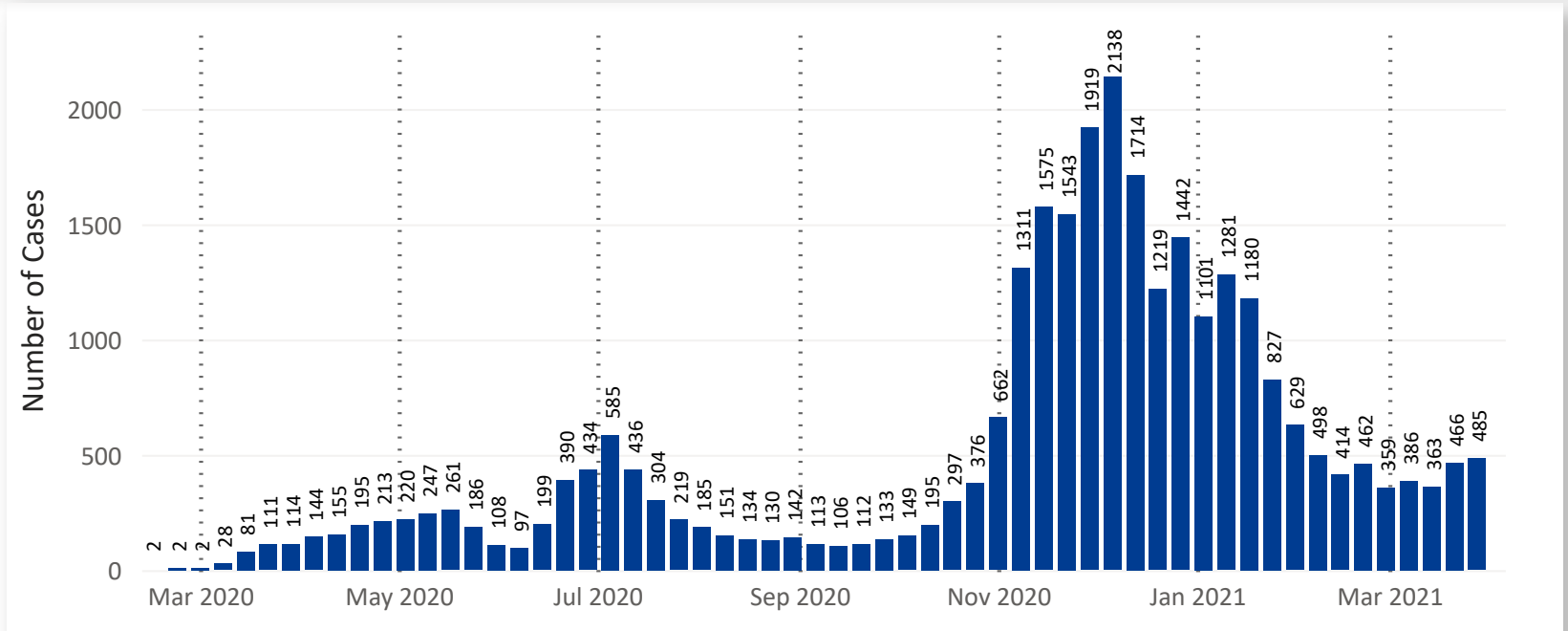
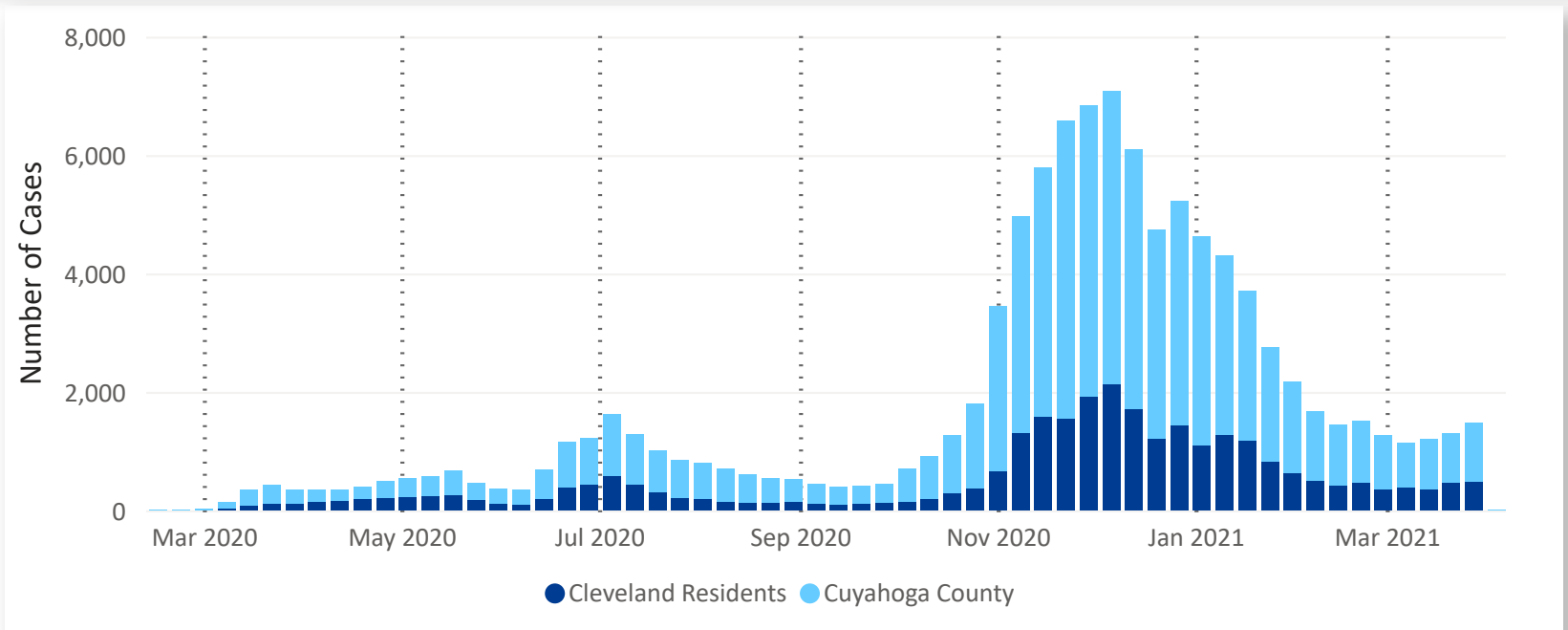


Figure 2. COVID-19 Cases in Cuyahoga County by Week



Cleveland Department of Public Health
75 Erievue Plaza, Floor 3
Cleveland, Ohio 44114
Office: 216-420-7743
Fax: 216-664-6159

* Cases here are reported by specimen collection dates for COVID-19 diagnostic tests. If the specimen collection date is unknown, the earliest known date associated with a case is used.

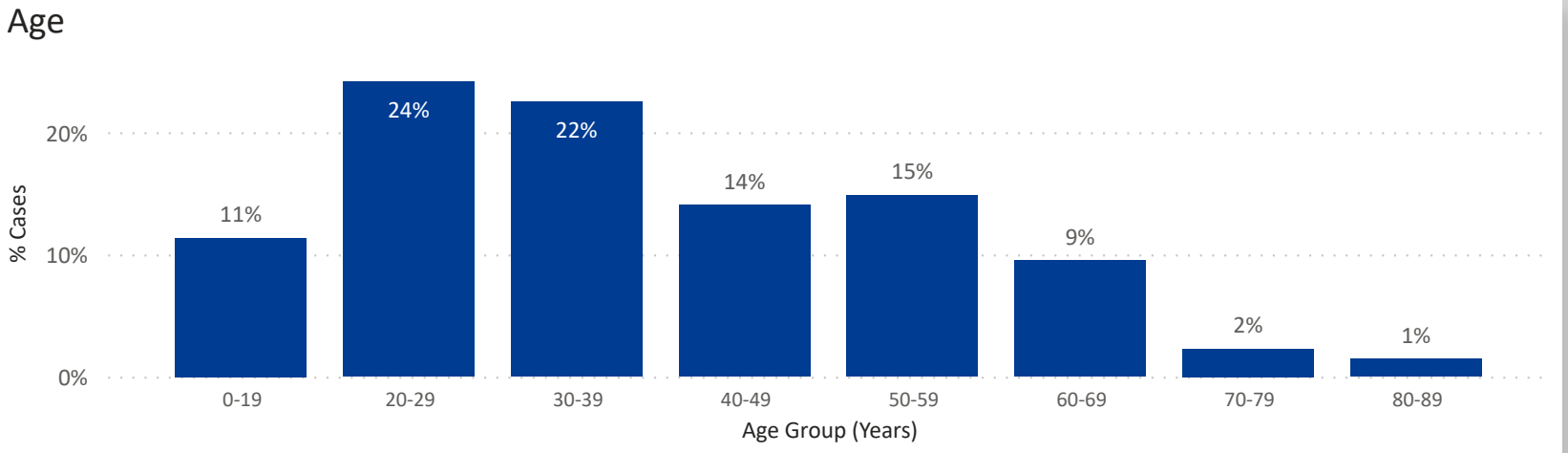
* These figures do not include 18 cases with unavailable dates and 4 cases reported prior to February 15.



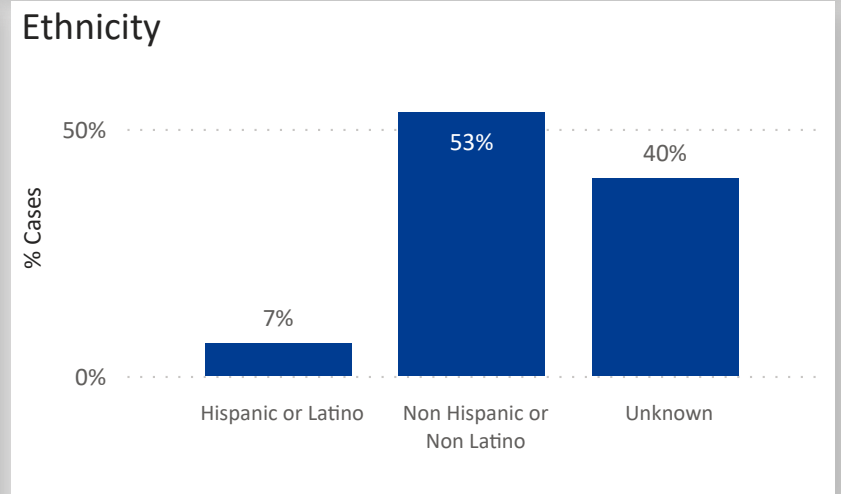
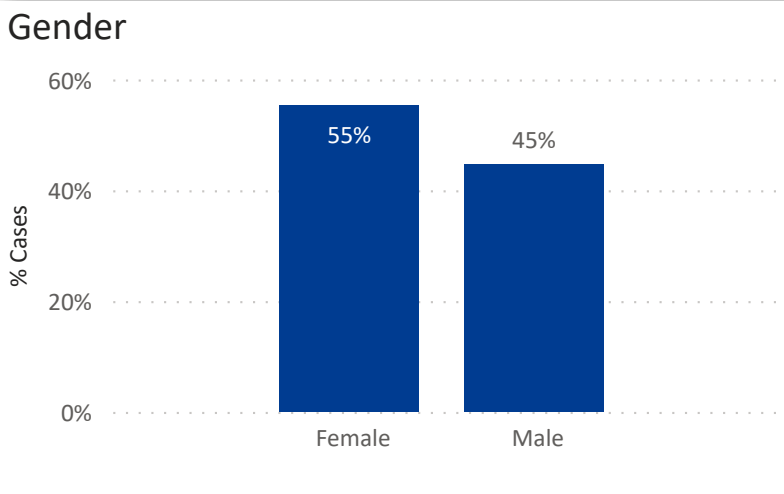
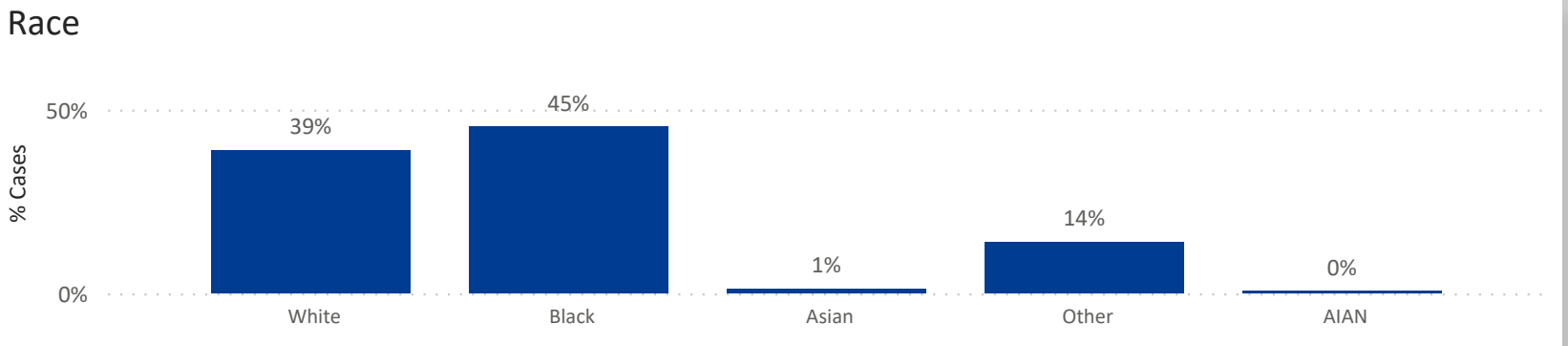
COVID-19 WATCH

Weekly Coronavirus Disease (COVID-19) Surveillance Report
Thursday, April 8, 2021

Figure 3. Weekly Case Demographics (N = 485)



38.22 Average Age	35 Median Age	0 Minimum Age	88 Maximum Age
-----------------------------	-------------------------	-------------------------	--------------------------



Cleveland Department of Public Health
75 Erievue Plaza, Floor 3
Cleveland, Ohio 44114
Office: 216-420-7743
Fax: 216-664-6159

* **AIAN** = American Indian/Alaska Native; **NHPI** = Native Hawaiian and other Pacific Islander.
* **Age** does not include 38 cases for whom age was unknown.
* **Gender** does not include 3 cases for whom gender was unknown.
* **Race** does not include 64 cases with "Unknown" race. No cases identified as NHPI are observed this week. AIAN account for less than 1% of cases. "Other" race includes individuals identifying as two or more races.