



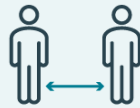
COVID-19 Watch

Weekly Coronavirus Disease (COVID-19) Surveillance Report
Thursday, April 15, 2021

Cleveland COVID-19 Case Summary, April 4 – April 10, 2021



WEAR A MASK



STAY 6 FEET APART



AVOID CROWDS



GET A VACCINE

631

New Cases this Week

22

Hospitalizations this Week

29,894

Total Cases in Cleveland

2,044

Total Hospitalizations

450

Total Deaths

What Matters Most

1. The number of COVID-19 cases in Cleveland continues to rise (Fig. 1) reflecting national trends.
2. The distribution of cases continues to shift to younger Clevelanders less than 40 years of age. Since the onset of the pandemic, this age group accounted for 51% of all cases in Cleveland, but this week younger Cleveland residents account for 63% of new cases (Fig. 2).
3. Nineteen positive cases of the 'U.K. Variant' B.1.1.7 have been identified among Cleveland residents. This variant strain has increased transmissibility and may contribute to the increase in cases seen in recent weeks.
4. Over 120 million people in the United States have safely received a COVID-19 vaccine, including more than 20,000 people who received vaccine from CDPH. Vaccines are safe and effective at preventing COVID-19 illness.



COVID-19 WATCH

Weekly Coronavirus Disease (COVID-19) Surveillance Report
Thursday, April 15, 2021

Figure 1. COVID-19 Cases in Cleveland by Week

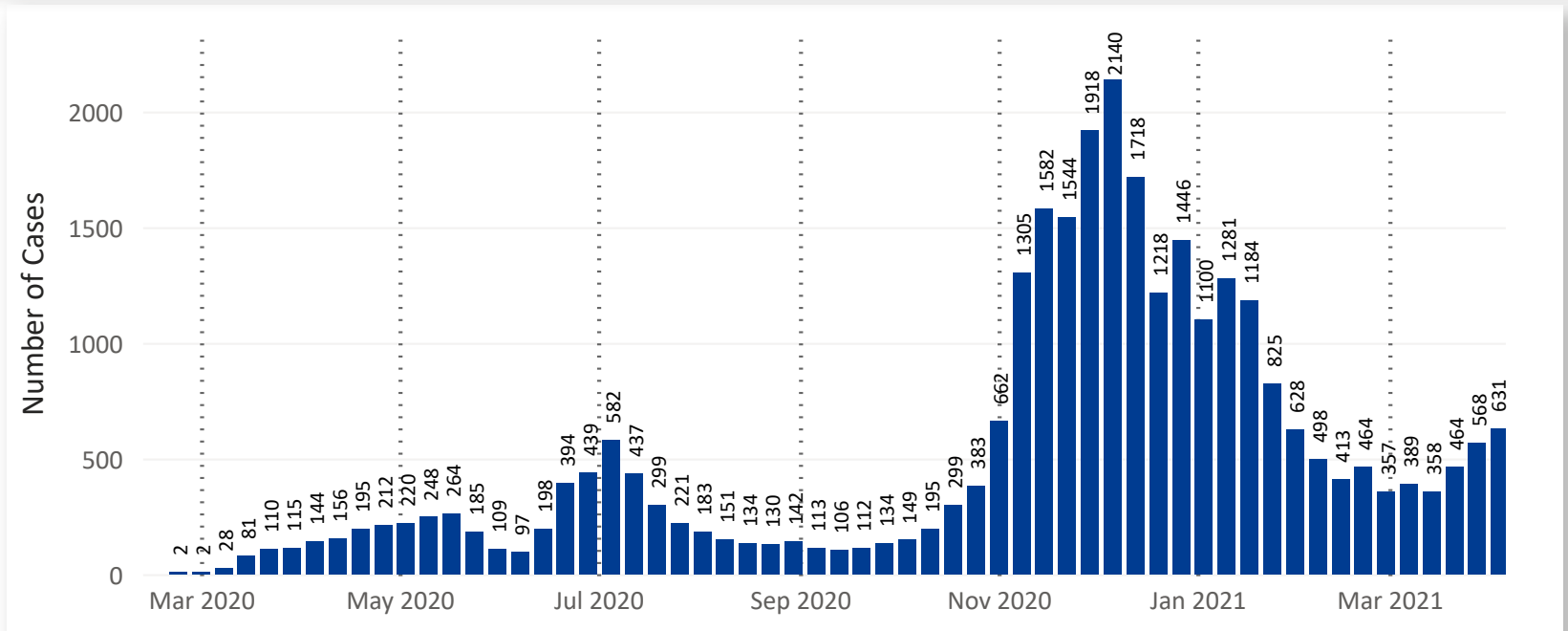
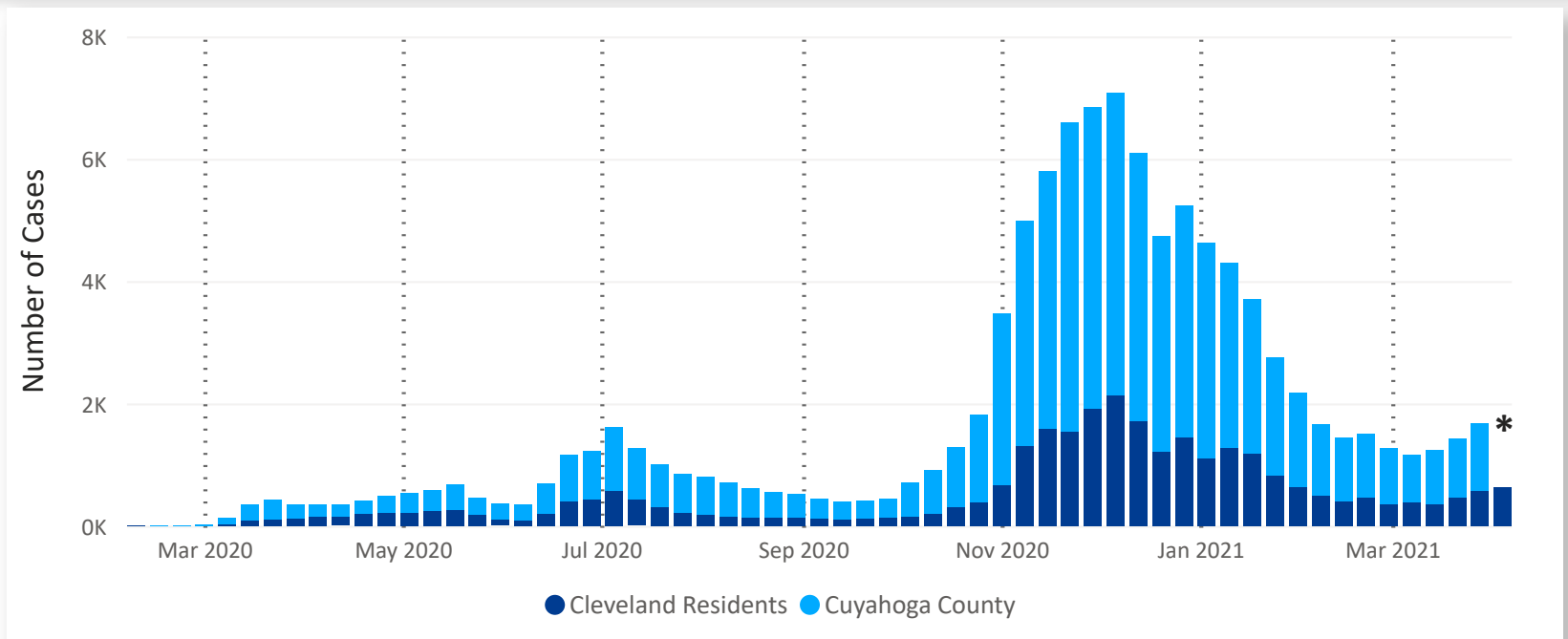


Figure 2. COVID-19 Cases in Cuyahoga County by Week



Cleveland Department of Public Health
75 Erievue Plaza, Floor 3
Cleveland, Ohio 44114
Office: 216-420-7743
Fax: 216-664-6159

* Cases here are reported by specimen collection dates for COVID-19 diagnostic tests. If the specimen collection date is unknown, the earliest known date associated with a case is used.

* These figures do not include 18 cases with unavailable dates and 4 cases reported prior to February 15.

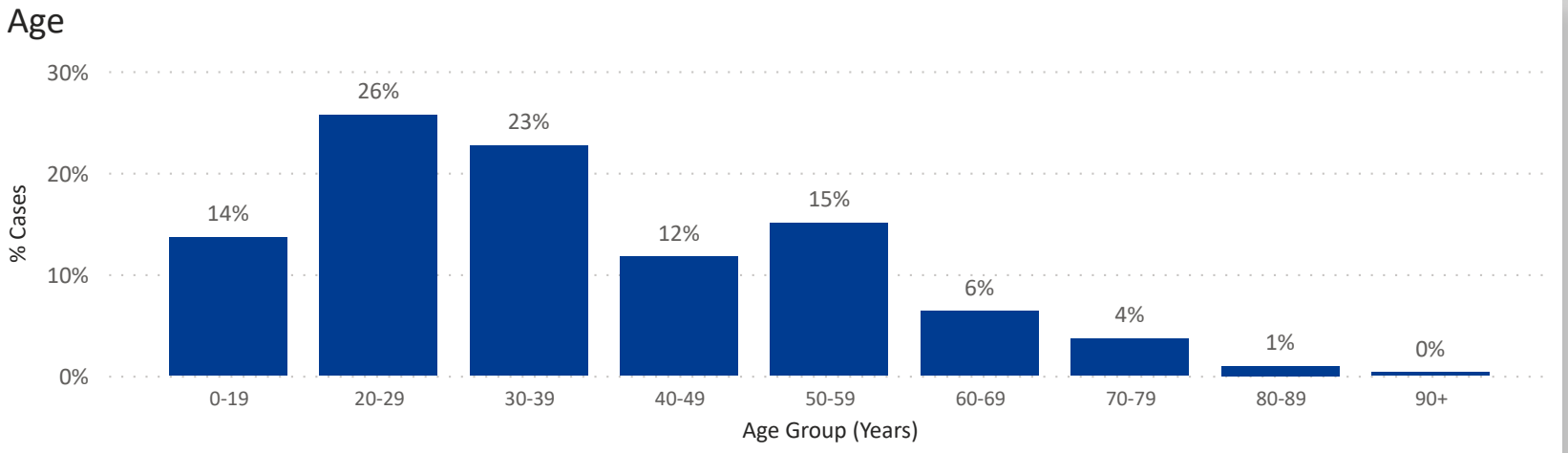
*Note: Cuyahoga County data from DataOhio Portal for April 4th - April 10th, 2021, are not available this week.



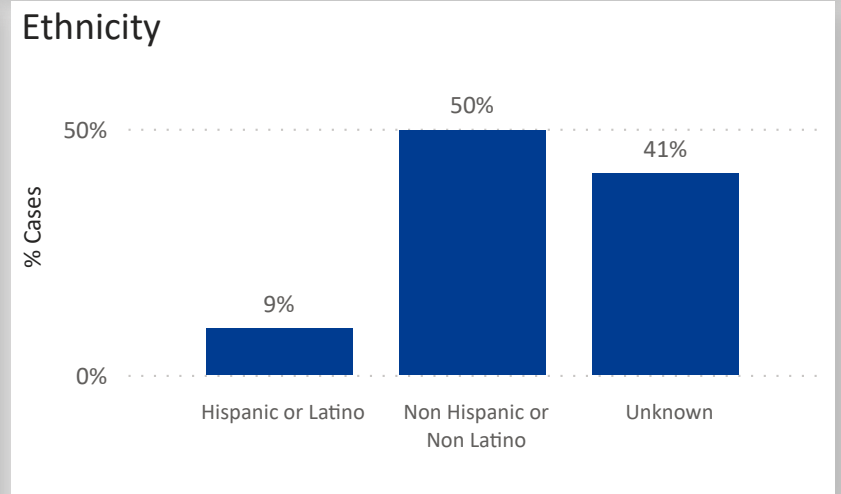
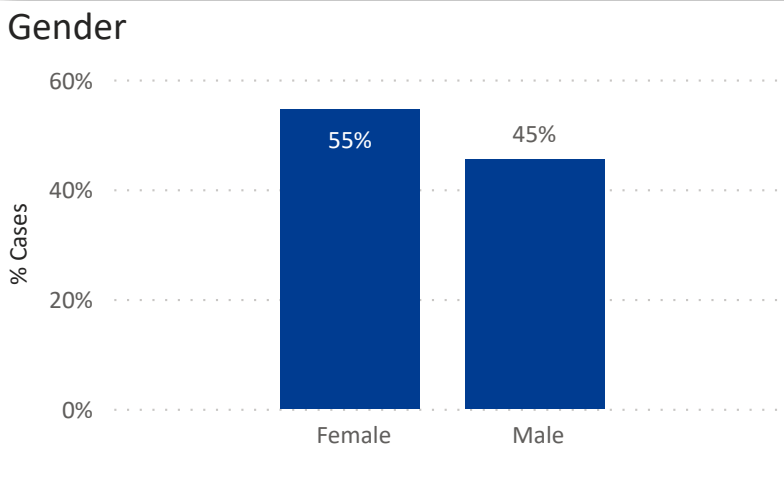
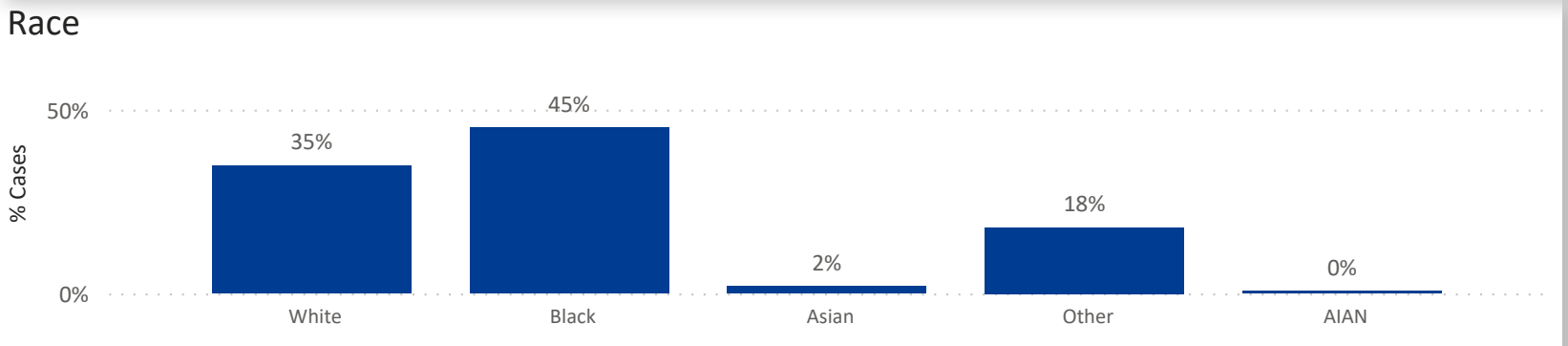
COVID-19 WATCH

Weekly Coronavirus Disease (COVID-19) Surveillance Report
Thursday, April 15, 2021

Figure 3. Weekly Case Demographics (N = 631)



37.23 Average Age	33 Median Age	0 Minimum Age	99 Maximum Age
-----------------------------	-------------------------	-------------------------	--------------------------



Cleveland Department of Public Health
75 Erievue Plaza, Floor 3
Cleveland, Ohio 44114
Office: 216-420-7743
Fax: 216-664-6159

* **AIAN** = American Indian/Alaska Native; **NHPI** = Native Hawaiian and other Pacific Islander.
* **Gender** does not include 12 cases with "Unknown" gender.
* **Race** does not include 89 cases with "Unknown" race. "Other" race includes individuals identifying as two or more races. No cases identified as NHPI are observed this week. AIAN account for less than 1% of cases.