




COVID-19 Watch

Weekly Coronavirus Disease (COVID-19) Surveillance Report
Friday, April 30, 2021

Cleveland COVID-19 Case Summary, April 18 – April 24, 2021



605
Cases this Week

33
Hospitalizations this Week

28,858
Individuals Vaccinated by CDPH*

31,033
Total Cases

2,148
Total Hospitalizations

458
Total Deaths

What Matters Most

1. The number of new COVID-19 cases in Cleveland has stabilized (Fig. 1) but still remains at a high level.
2. Hospitalizations are staying relatively stable, which is similar to the trend seen in new cases.
3. Seventy-one positive cases of the B.1.1.7 and eight positive cases of B.1.429 have been identified among Cleveland residents. Both variants have increased transmissibility and potentially increased severity based on national hospitalization rates.
4. CDPH has administered 56,834 first and second doses to more than 28,000 people. Nationally, over 140 million people in the United States have safely received a COVID-19 vaccine. Due to the increase in COVID-19 cases and hospitalizations and the higher transmissibility of variant strains, receiving a vaccine remains an important and effective step in protecting yourself and your community against COVID-19.

If you have questions concerning the information in this report, e-mail us at covidreport@clevelandohio.gov

Cleveland Department of Public Health
75 Erievue Plaza, Floor 3
Cleveland, Ohio 44114
Office: 216-420-7743
Fax: 216-664-6159

* This report includes preliminary data obtained on April 27, 2021 for the Cleveland City ranging from the beginning of the pandemic through April 24, 2021. Data are subject to change over time. Cases and hospitalizations for this reporting week may increase in previous reporting weeks as more data becomes available. COVID-19-related deaths may take weeks to confirm.
* Cases include confirmed and probable COVID-19 cases. Variant cases are identified by the Ohio Department of Health through genomic sequencing of a random sampling of confirmed COVID-19-positive specimens.
* Vaccination summaries include only vaccines administered by CDPH and does not represent all of Cleveland City.



COVID-19 WATCH

Weekly Coronavirus Disease (COVID-19) Surveillance Report
Friday, April 30, 2021

Figure 1. COVID-19 Cases in Cleveland by Week

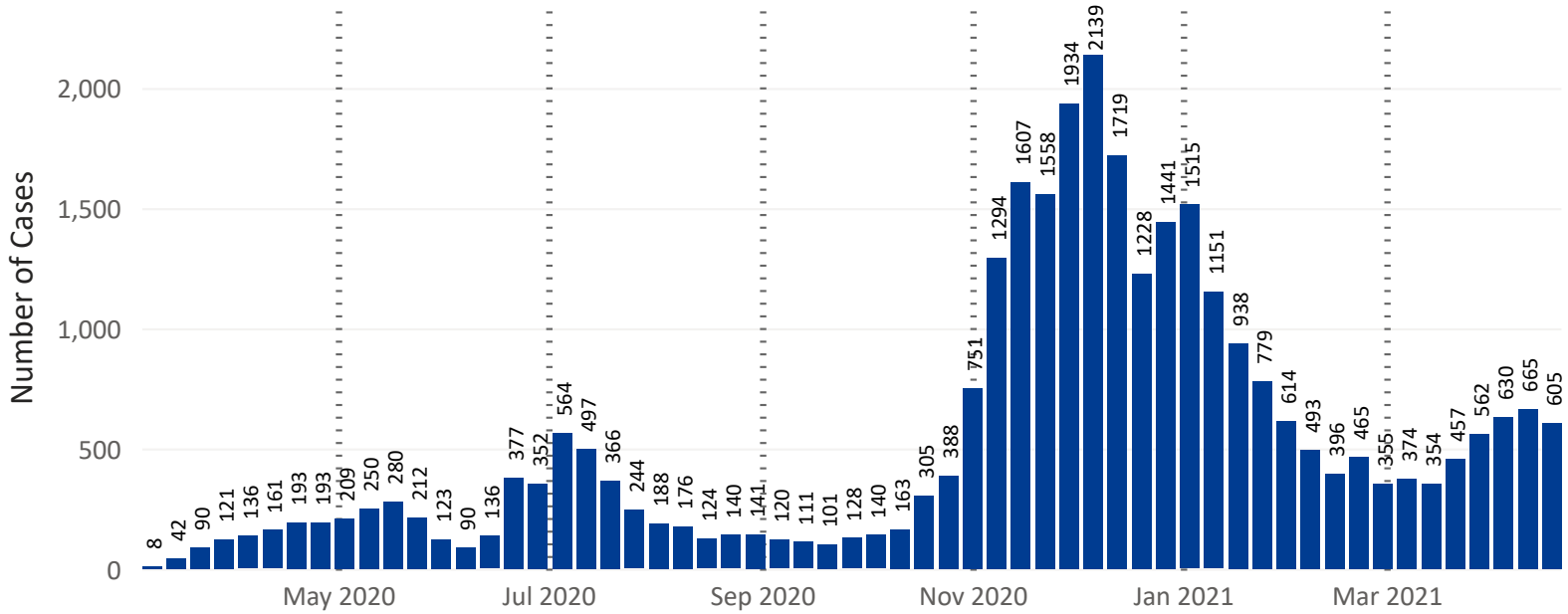
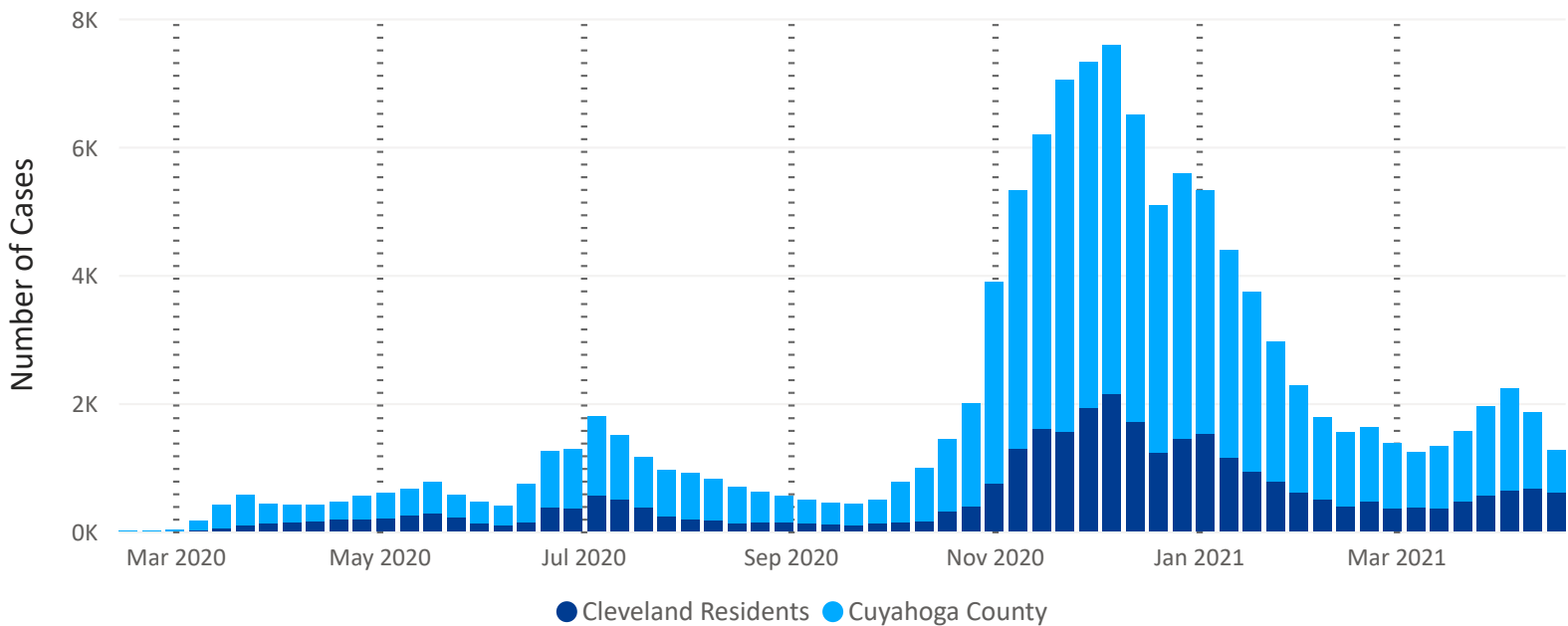


Figure 2. COVID-19 Cases in Cuyahoga County by Week



Cleveland Department of Public Health
75 Erievue Plaza, Floor 3
Cleveland, Ohio 44114
Office: 216-420-7743
Fax: 216-664-6159

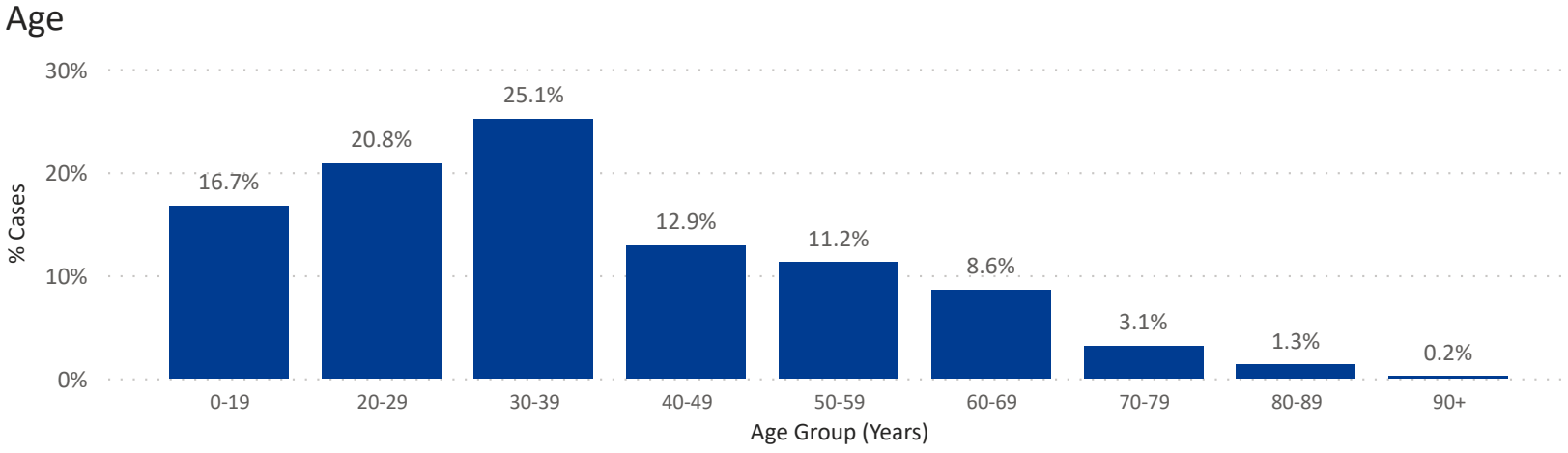
* Cases here are reported by specimen collection dates for COVID-19 diagnostic tests. If the specimen collection date is unknown, the earliest known date associated with a case is used.
* These figures do not include 18 cases with unavailable dates and cases reported prior to February 15.



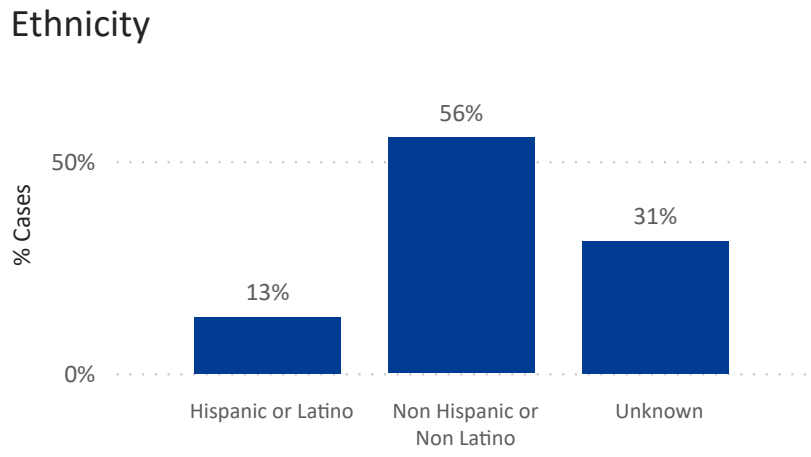
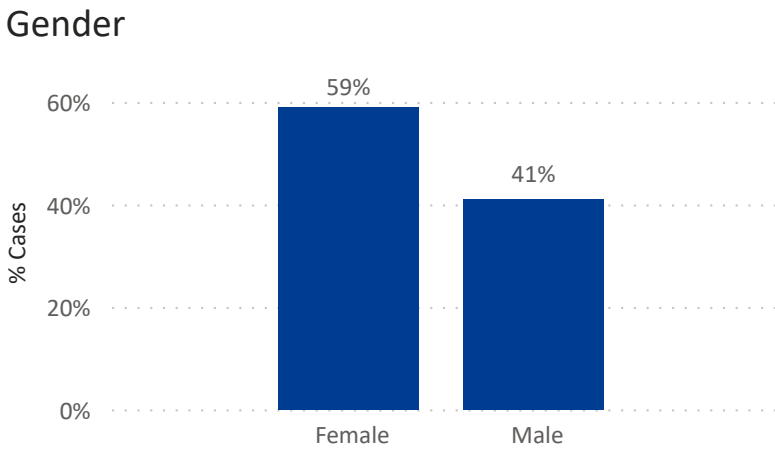
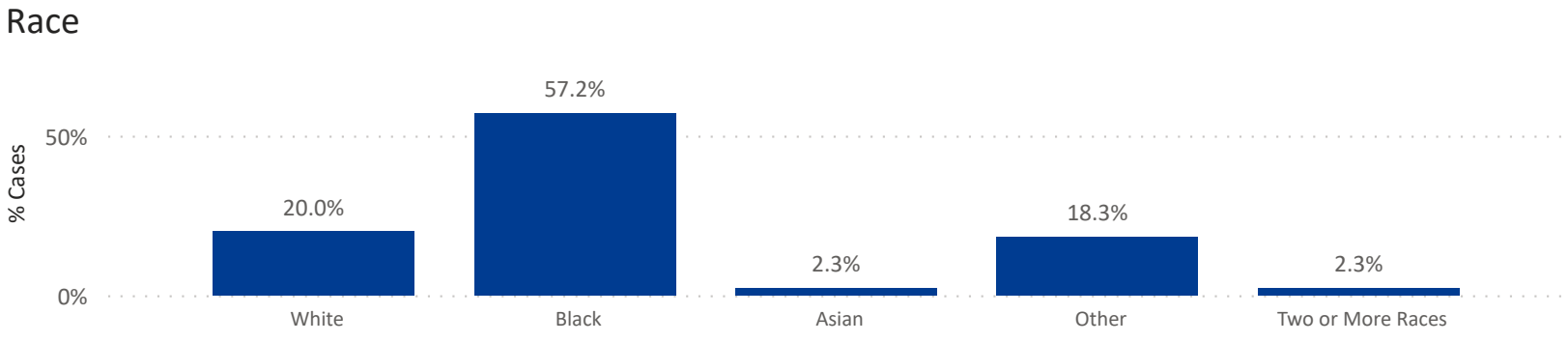
COVID-19 WATCH

Weekly Coronavirus Disease (COVID-19) Surveillance Report
Friday, April 30, 2021

Figure 3. Weekly Case Demographics (N = 605)



36.70 Average Age	34 Median Age	0 Minimum Age	90 Maximum Age
-----------------------------	-------------------------	-------------------------	--------------------------



Cleveland Department of Public Health
75 Erievue Plaza, Floor 3
Cleveland, Ohio 44114
Office: 216-420-7743
Fax: 216-664-6159

* **AIAN** = American Indian/Alaska Native
 * **NHPI** = Native Hawaiian and other Pacific Islander.
 * **Gender** does not include 15 cases for whom Gender is "Unknown".
 * **Race** does not include 82 cases for whom Race is "Unknown". "Other" race includes individuals identifying as two or more races. Less than 1% of cases identified as AIAN or NHPI were this reporting week.



COVID-19 WATCH

Weekly Coronavirus Disease (COVID-19) Surveillance Report
Friday, April 30, 2021

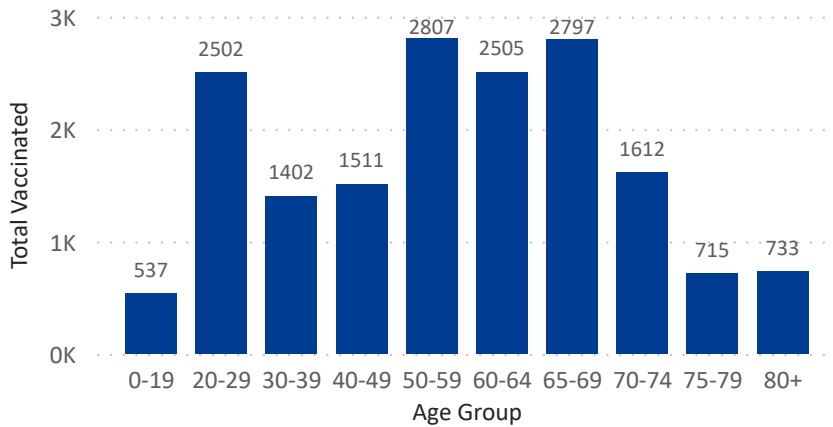
Summary of Vaccinations Administered by CDPH

MEASURE	TOTAL	CLEVELAND RESIDENTS	NON-CLEVELAND RESIDENTS
Started	4,438	2,927	1,511
Completed	24,420	14,501	9,919
Total Individuals Served	28,858	17,428	11,430

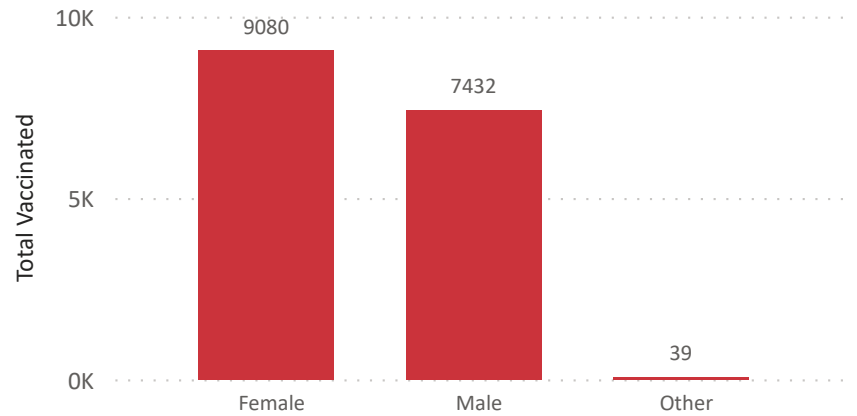
56,834
Total Doses Administered

Demographics of Cleveland Residents Vaccinated by CDPH (N = 17,428)

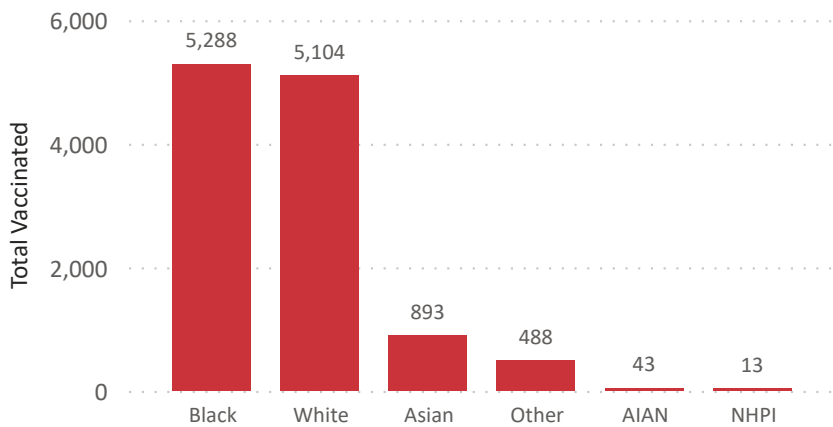
Age



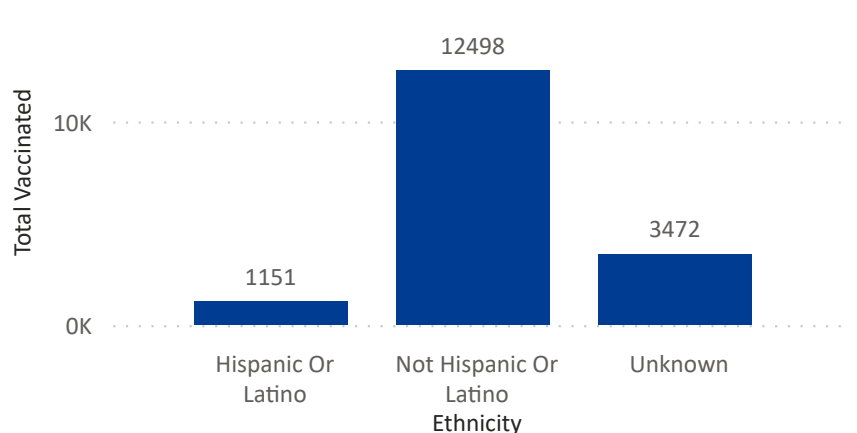
Gender



Race



Ethnicity



Cleveland Department of Public Health

75 Erievue Plaza, Floor 3
Cleveland, Ohio 44114
Office: 216-420-7743
Fax: 216-664-6159

Vaccination data are preliminary and reported as of April 26, 2021. Summaries for individuals and demographics are shown as available and may not include all individuals given vaccine by CDPH at the time of reporting. Data presented this reporting week are subject to change.

AIAN = American Indian or Alaska Native
NHPI = Native Hawaiian or Pacific Islander