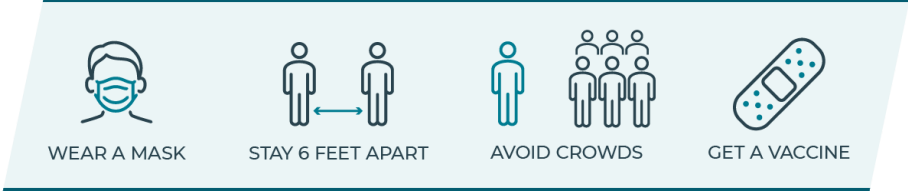




COVID-19 Watch

Weekly Coronavirus Disease (COVID-19) Surveillance Report
Friday, May 21, 2021

Cleveland COVID-19 Case Summary, May 9 – May 15, 2021



What Matters Most

1. The number of new COVID-19 cases in Cleveland decreased in the past four reporting weeks (Fig. 1) but still remains at a high level. Hospitalizations also continue at a stable, but high level.
2. Key demographic groups have seen continued high levels of new COVID-19 cases. The proportion of new cases among Black Cleveland residents remains high at 68% while Black residents make up only 48.8% of the Cleveland population. Black women account for the highest proportion of new cases this week at 40%, followed by Black men at 22% of all new cases. The proportion of new cases among 0-19 year-olds increased to 22.1% this week compared to 17.0% last reporting week. The proportion of new cases among 30-39 year-olds decreased from 23.2% to 18.3%.
3. A total of 191 positive variant cases have been identified among Cleveland residents with four types of variants (157 cases of B.1.1.7, 9 cases of B.1.429, 24 cases of P.1, and 1 case of B.1.427). This is the first confirmed case of B.1.427 in Cleveland. All four variants have increased transmissibility and potentially increased severity based on national hospitalization rates.
4. CDPH has administered over 58,000 first and second doses to more than 30,000 people. Over all vaccine providers, 122,514 Cleveland residents have received a COVID-19 vaccine. We encourage Clevelanders to get the vaccine, as it is safe and effective at reducing COVID-19 infections, hospitalizations, and deaths.

If you have questions concerning the information in this report, e-mail us at covidreport@clevelandohio.gov

Cleveland Department of Public Health
75 Erievue Plaza, Floor 3
Cleveland, Ohio 44114
Office: 216-420-7743
Fax: 216-664-6159

* This report includes preliminary data obtained on May 18, 2021 for the Cleveland City ranging from the beginning of the pandemic through May 15, 2021. Data are subject to change over time. Cases and hospitalizations for this reporting week may increase in previous reporting weeks as more data becomes available. COVID-19-related deaths may take weeks to confirm.
* Cases include confirmed and probable COVID-19 cases. Variant cases are identified by the Ohio Department of Health through genomic sequencing of a random sampling of confirmed COVID-19-positive specimens.
* Vaccination summaries include only vaccines administered by CDPH and does not represent all of Cleveland City.



COVID-19 WATCH

Weekly Coronavirus Disease (COVID-19) Surveillance Report
Friday, May 21, 2021

Figure 1. COVID-19 Cases in Cleveland by Week

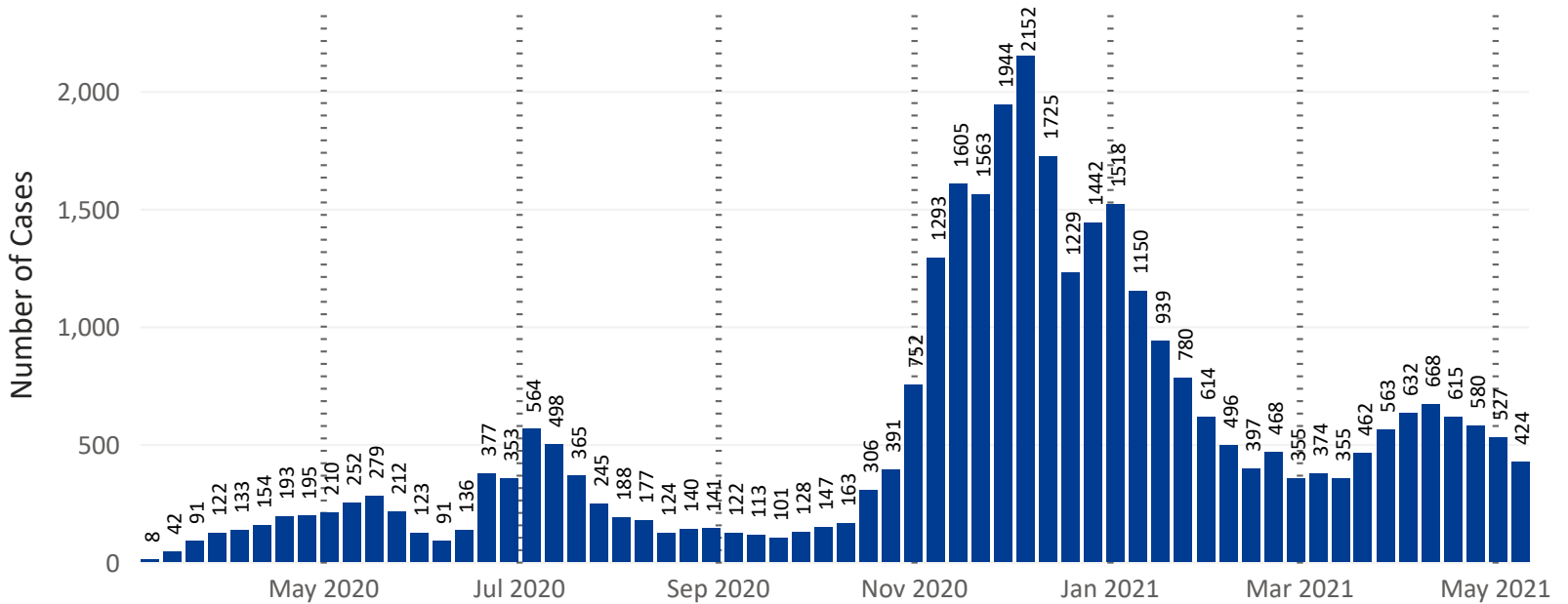
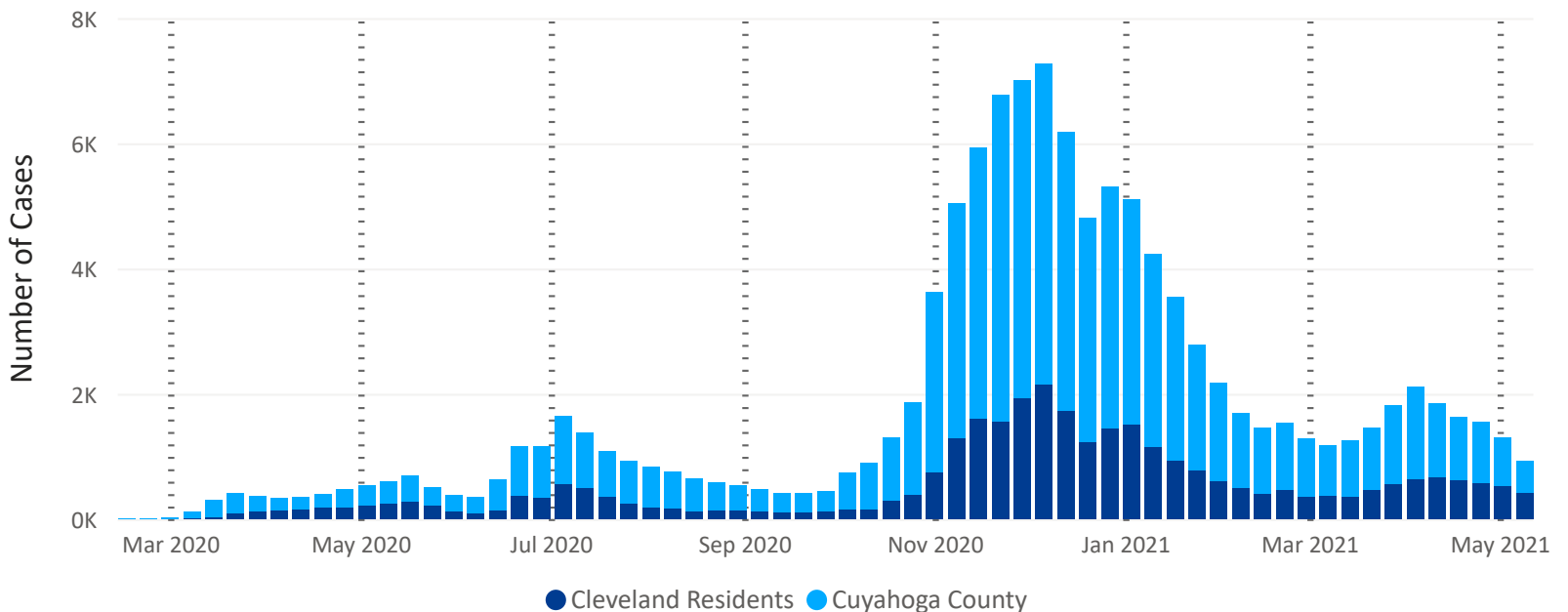


Figure 2. COVID-19 Cases in Cuyahoga County by Week



Cleveland Department of Public Health
75 Erievue Plaza, Floor 3
Cleveland, Ohio 44114
Office: 216-420-7743
Fax: 216-664-6159

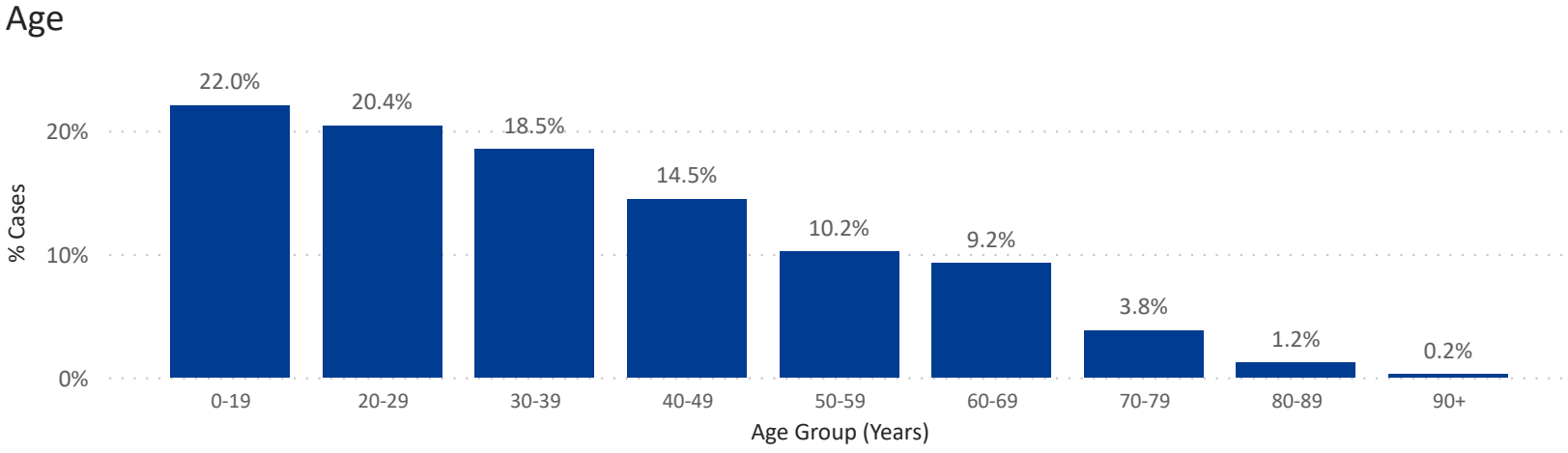
* Cases here are reported by specimen collection dates for COVID-19 diagnostic tests. If the specimen collection date is unknown, the earliest known date associated with a case is used.
* These figures do not include cases reported prior to February 15.



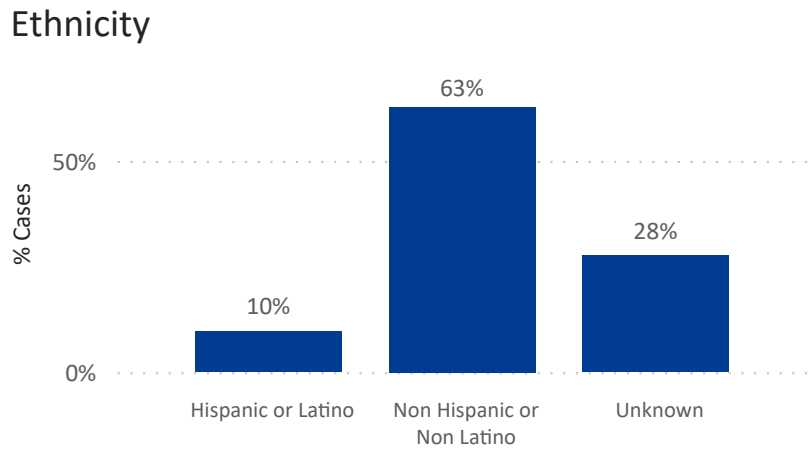
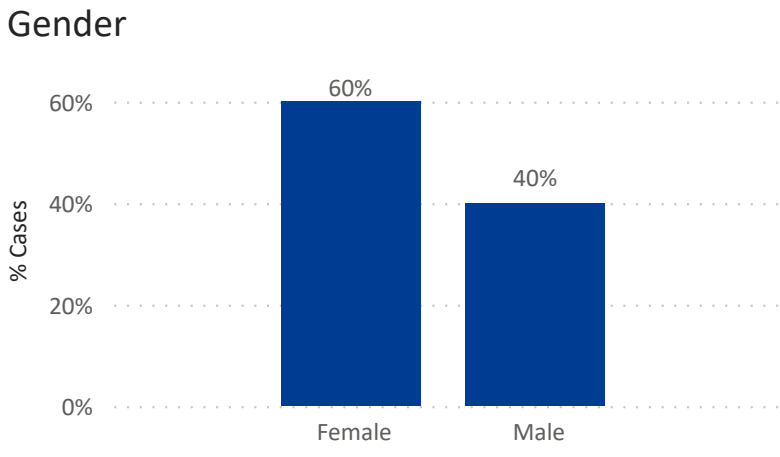
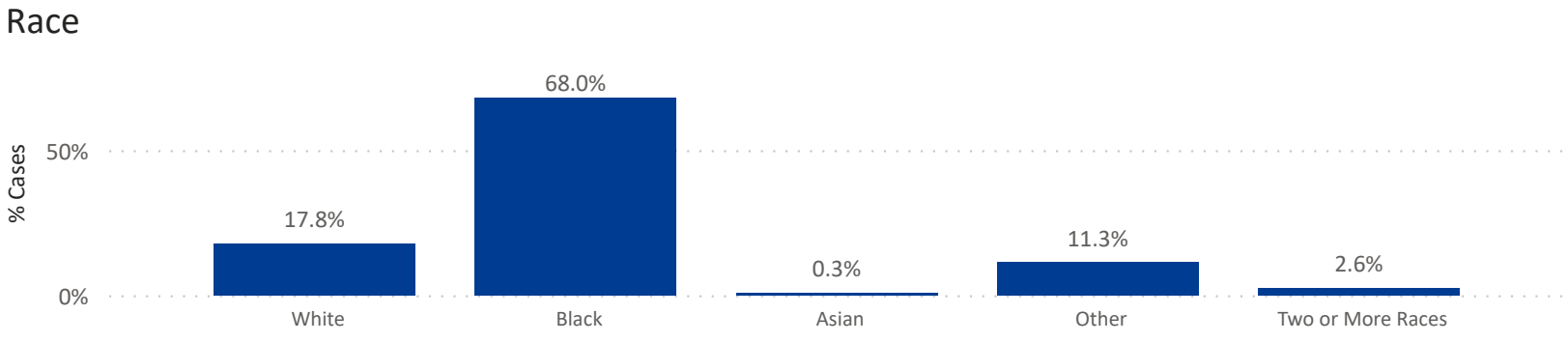
COVID-19 WATCH

Weekly Coronavirus Disease (COVID-19) Surveillance Report
Friday, May 21, 2021

Figure 3. Weekly Case Demographics (N = 424)



35.73 Average Age	32 Median Age	0 Minimum Age	94 Maximum Age
-----------------------------	-------------------------	-------------------------	--------------------------



Cleveland Department of Public Health
75 Erievue Plaza, Floor 3
Cleveland, Ohio 44114
Office: 216-420-7743
Fax: 216-664-6159

- * **AIAN** = American Indian/Alaska Native
- * **NHPI** = Native Hawaiian and other Pacific Islander.
- * **Age** does not include 2 cases for whom Age is "Unknown".
- * **Race** does not include 36 cases for whom Race is "Unknown".
- * **Gender** does not include 1 case for whom Gender is "Unknown".



COVID-19 WATCH

Weekly Coronavirus Disease (COVID-19) Surveillance Report
Friday, May 21, 2021

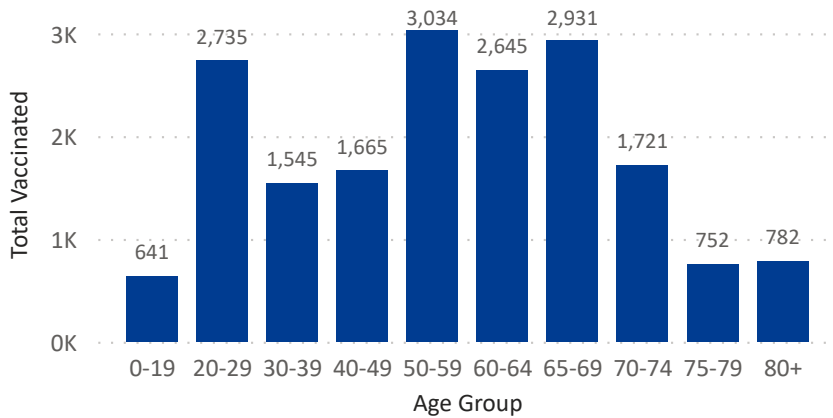
Summary of Vaccinations Administered by CDPH

MEASURE	TOTAL	CLEVELAND RESIDENTS	NON-CLEVELAND RESIDENTS
Completed	26,483	15,707	10,776
Started	4,160	2,744	1,416
Sum	30,643	18,451	12,192

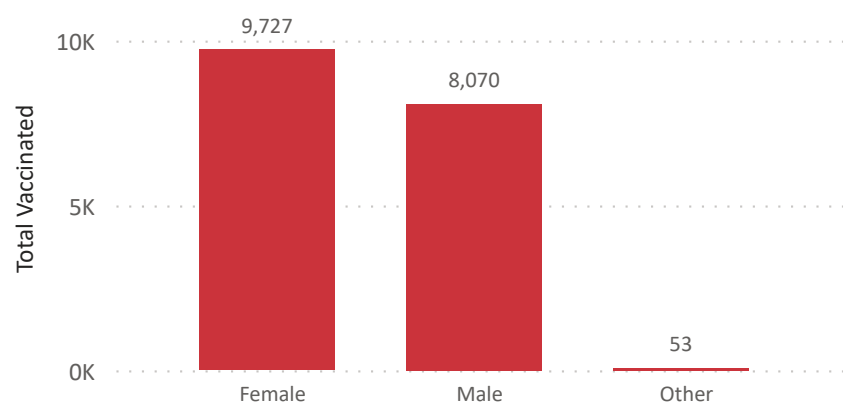
58,280
Doses Administered

Demographics of Cleveland Residents Vaccinated by CDPH (N = 18,643)

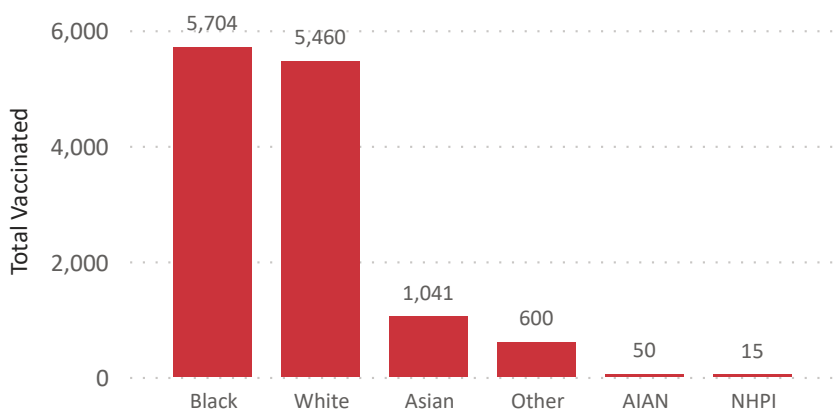
Age



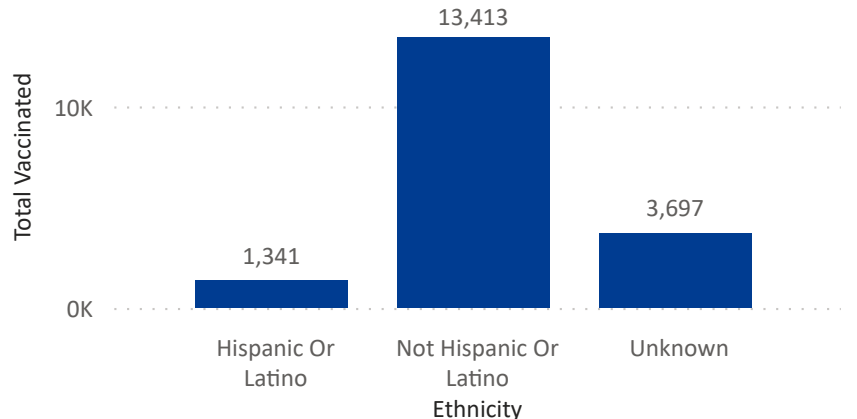
Gender



Race



Ethnicity



Cleveland Department of Public Health

75 Erievue Plaza, Floor 3
Cleveland, Ohio 44114
Office: 216-420-7743
Fax: 216-664-6159

Vaccination data are preliminary and reported as of May 4, 2021. Summaries for individuals and demographics are shown as available and may not include all individuals given vaccine by CDPH at the time of reporting. Data presented this reporting week are subject to change. Unknown data is not shown for age, gender or race.

AIAN = American Indian or Alaska Native
NHPI = Native Hawaiian or Pacific Islander