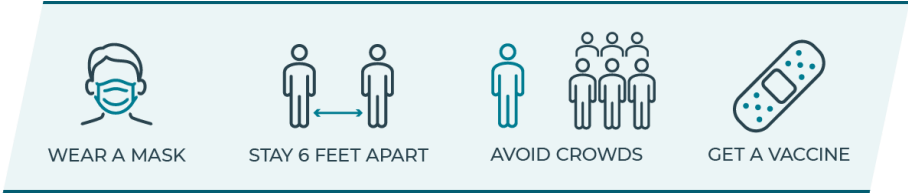




COVID-19 Watch

Weekly Coronavirus Disease (COVID-19) Surveillance Report
Friday, May 28, 2021

Cleveland COVID-19 Case Summary, May 16 – May 22, 2021



What Matters Most

1. The number of new COVID-19 cases in Cleveland has decreased in the past five reporting weeks (Fig. 1) but still remains at a high level, especially compared to the entire state of Ohio. Cleveland has had 199 new cases per 100K residents over the last 14 days compared to 82 new cases per 100K residents over the last 14 days for all of Ohio.
2. The rate of new cases in certain demographic groups are at a high level. Black Cleveland residents have a rate of 247 new cases per 100K residents over the last 14 days compared to only 82 new cases per 100K residents over the last 14 days for white Cleveland residents. These high rates of new cases paired with lower vaccination levels in Cleveland (36%) and especially among Black Cleveland residents (22%) shows the higher transmission rate of COVID-19 in the City of Cleveland.
3. A total of 249 positive variant cases have been identified among Cleveland residents with four types of variants (205 cases of B.1.1.7, 9 cases of B.1.429, 1 case of B.1.427, and 34 cases of P.1). All four variants have increased transmissibility and potentially increased severity based on national hospitalization rates.
4. CDPH has administered nearly 59,000 first and second doses to more than 31,000 people. Over all vaccine providers, 164,797 Cleveland residents have received at least one COVID-19 vaccine. We encourage Clevelanders to get the vaccine, as it is safe and effective at reducing COVID-19 infections, hospitalizations, and deaths.

If you have questions concerning the information in this report, e-mail us at covidreport@clevelandohio.gov

Cleveland Department of Public Health
75 Erievue Plaza, Floor 3
Cleveland, Ohio 44114
Office: 216-420-7743
Fax: 216-664-6159

* This report includes preliminary data obtained on May 25, 2021 for the Cleveland City ranging from the beginning of the pandemic through May 22, 2021. Data are subject to change over time. Cases and hospitalizations for this reporting week may increase in previous reporting weeks as more data becomes available. COVID-19-related deaths may take weeks to confirm.
* Cases include confirmed and probable COVID-19 cases. Variant cases are identified by the Ohio Department of Health through genomic sequencing of a random sampling of confirmed COVID-19-positive specimens.
* Vaccination summaries include only vaccines administered by CDPH and does not represent all of Cleveland City.



COVID-19 WATCH

Weekly Coronavirus Disease (COVID-19) Surveillance Report
Friday, May 28, 2021

Figure 1. COVID-19 Cases in Cleveland by Week

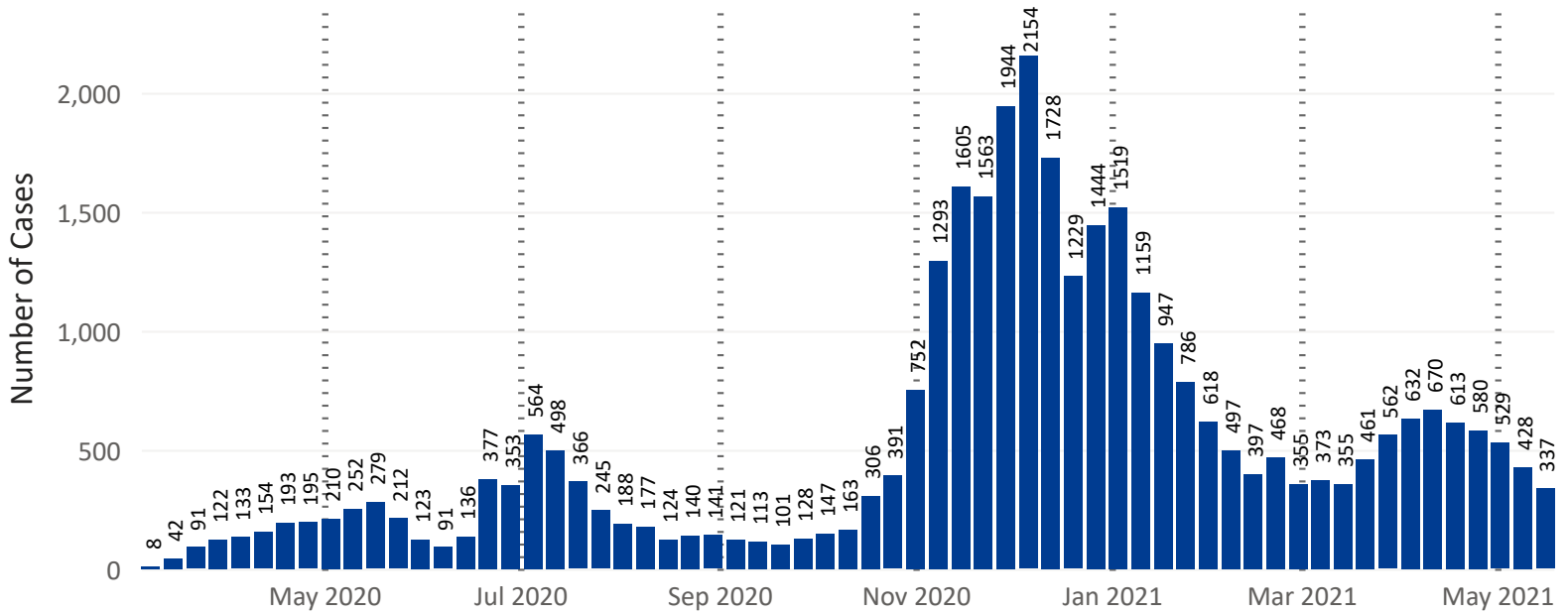
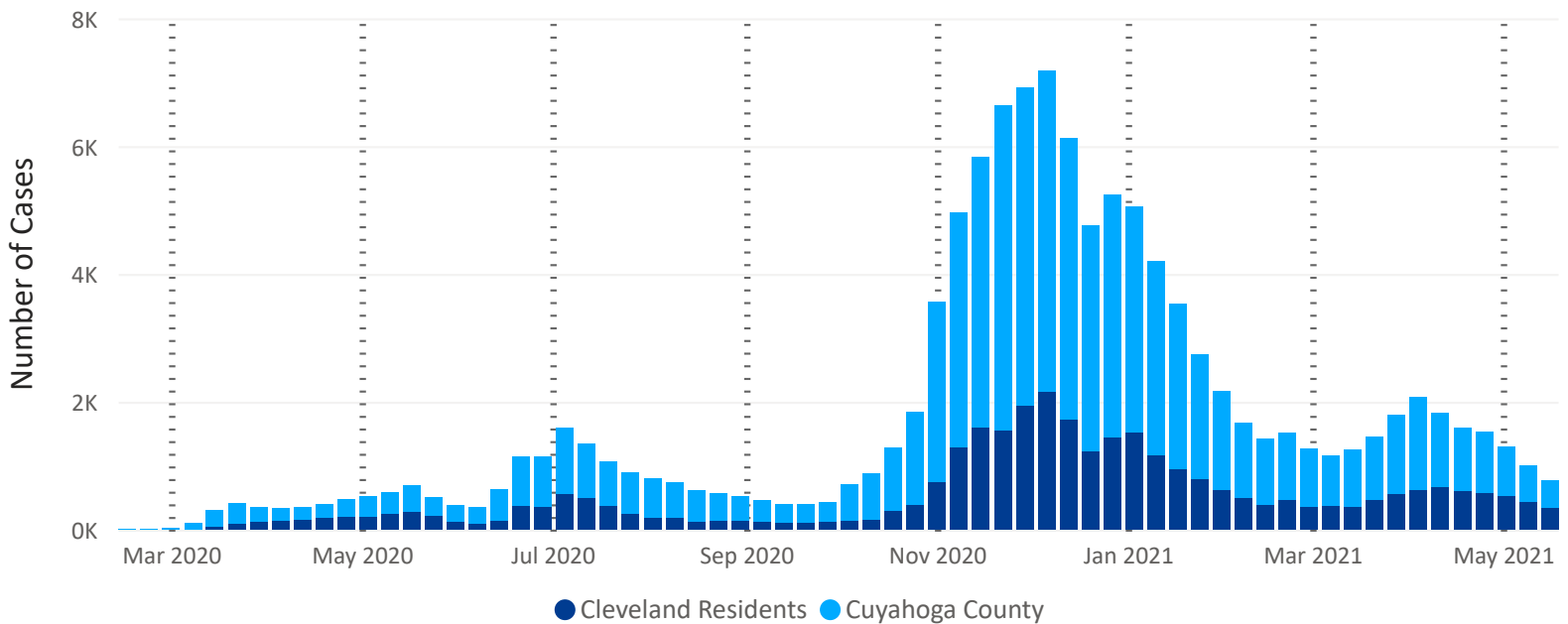


Figure 2. COVID-19 Cases in Cuyahoga County by Week



Cleveland Department of Public Health
75 Erievue Plaza, Floor 3
Cleveland, Ohio 44114
Office: 216-420-7743
Fax: 216-664-6159

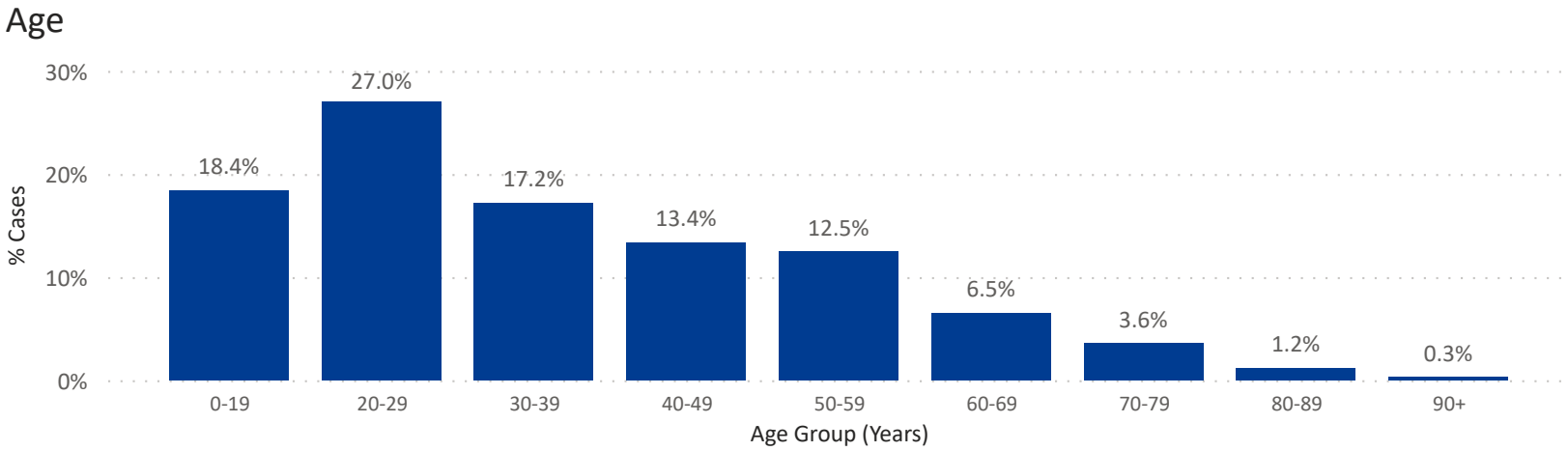
* Cases here are reported by specimen collection dates for COVID-19 diagnostic tests. If the specimen collection date is unknown, the earliest known date associated with a case is used.
* These figures do not include cases reported prior to February 15.



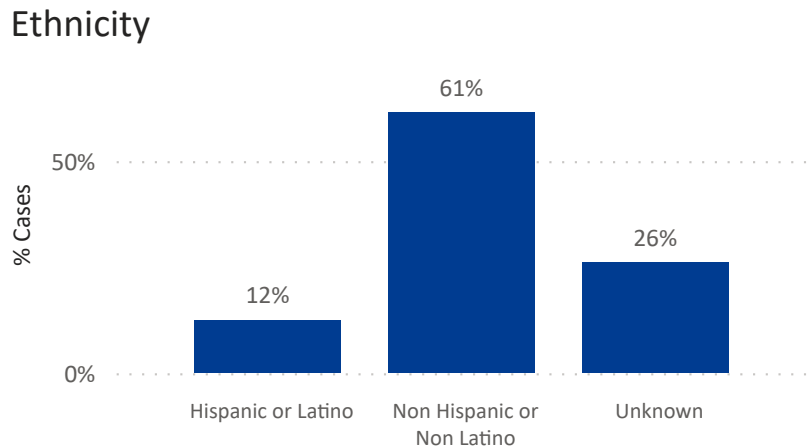
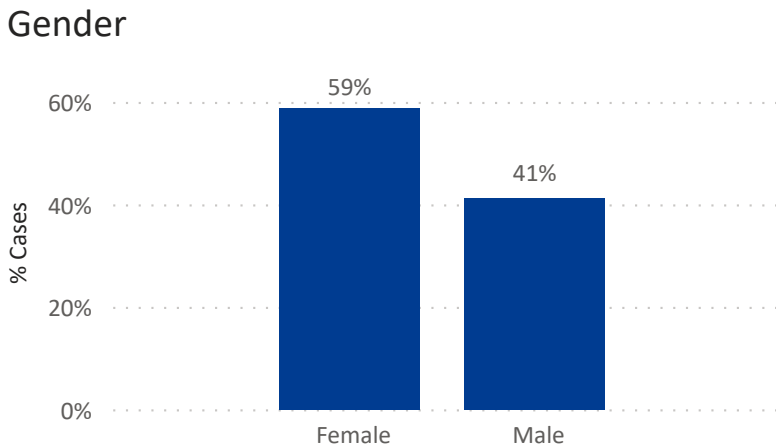
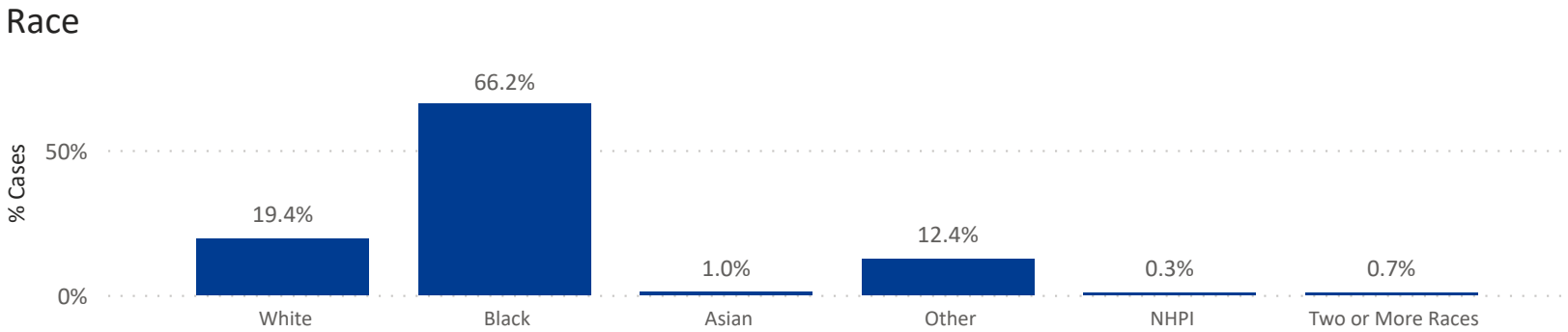
COVID-19 WATCH

Weekly Coronavirus Disease (COVID-19) Surveillance Report
Friday, May 28, 2021

Figure 3. Weekly Case Demographics (N = 337)



35.17 Average Age	33 Median Age	0 Minimum Age	102 Maximum Age
-----------------------------	-------------------------	-------------------------	---------------------------



Cleveland Department of Public Health
75 Erievue Plaza, Floor 3
Cleveland, Ohio 44114
Office: 216-420-7743
Fax: 216-664-6159

* **AIAN** = American Indian/Alaska Native
* **NHPI** = Native Hawaiian and other Pacific Islander.
* **Race** does not include 38 cases for whom Race is "Unknown".



COVID-19 WATCH

Weekly Coronavirus Disease (COVID-19) Surveillance Report
Friday, May 28, 2021

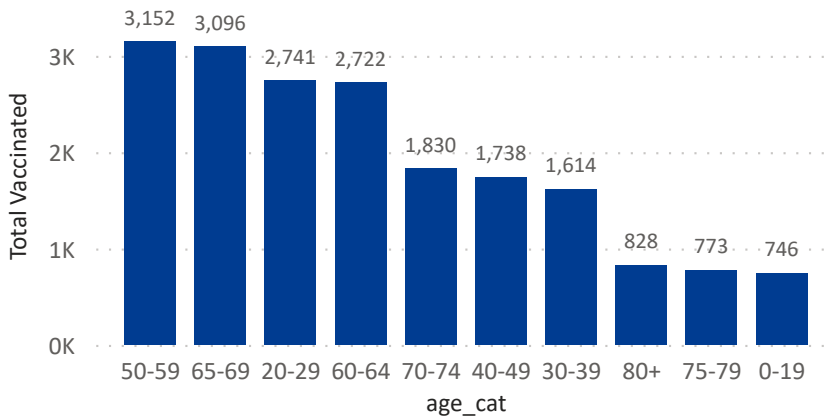
Summary of Vaccinations Administered by CDPH

MEASURE	TOTAL	CLEVELAND RESIDENTS	NON-CLEVELAND RESIDENTS
Started	3,402	2,211	1,191
Completed	27,818	17,029	10,789
Total Individuals Served	31,220	19,240	11,980

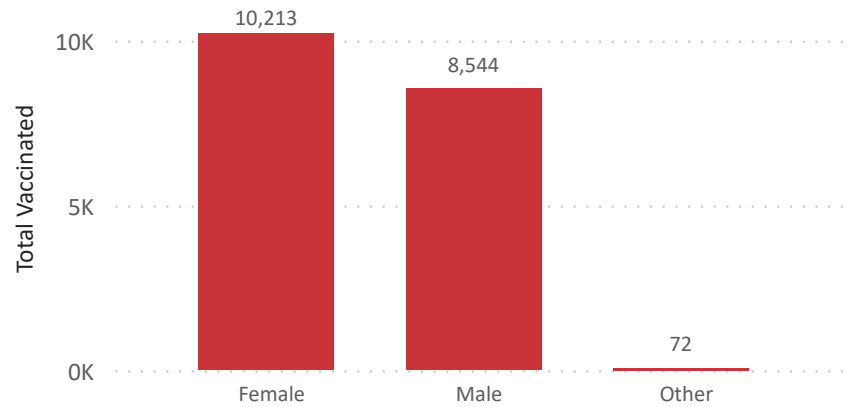
58,959
Doses Administered

Demographics of Cleveland Residents Vaccinated by CDPH (N = 19,240)

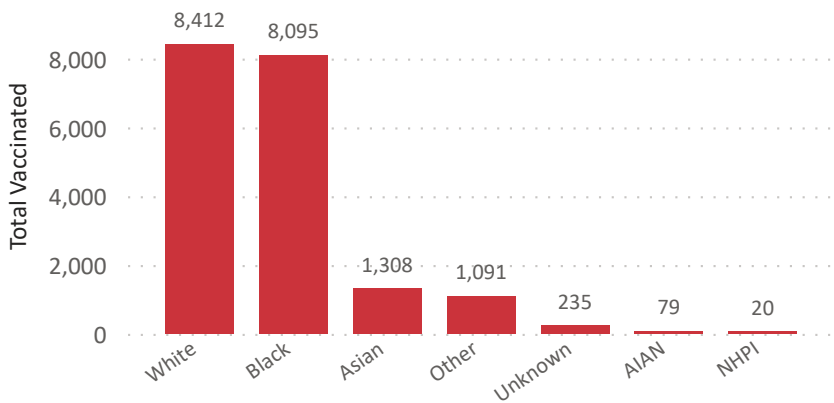
Age



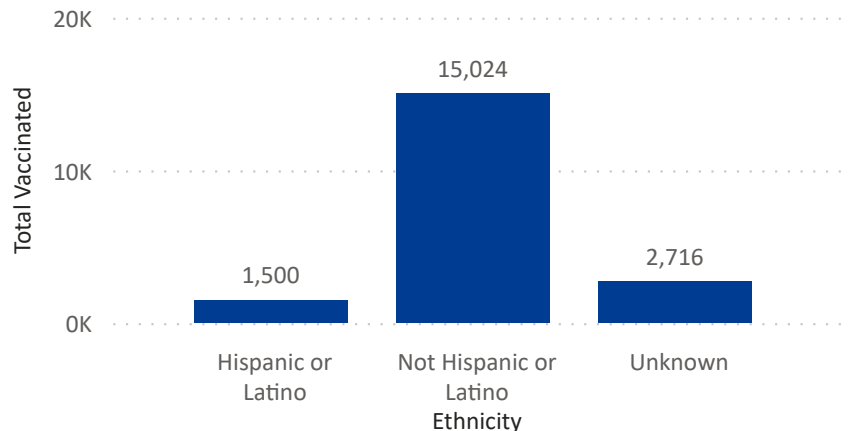
Gender



Race



Ethnicity



Cleveland Department of Public Health

75 Erievue Plaza, Floor 3
Cleveland, Ohio 44114
Office: 216-420-7743
Fax: 216-664-6159

Vaccination data are preliminary and reported as of May 4, 2021. Summaries for individuals and demographics are shown as available and may not include all individuals given vaccine by CDPH at the time of reporting. Data presented this reporting week are subject to change. Unknown data is not shown for age, gender or race.

AIAN = American Indian or Alaska Native
NHPI = Native Hawaiian or Pacific Islander