



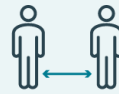
COVID-19 Watch

Weekly Coronavirus Disease (COVID-19) Surveillance Report
Friday, June 18, 2021

Cleveland COVID-19 Case Summary, June 6 – June 12, 2021



WEAR A MASK



STAY 6 FEET APART



AVOID CROWDS



GET A VACCINE

96
Cases this Week

2
Hospitalizations this Week

120,959
Clevelanders Fully Vaccinated

33,434
Total Cases

2,410
Total Hospitalizations

499
Total Deaths

What Matters Most

1. Cleveland residents should be aware that COVID-19 is still being transmitted in our communities even though the cases and hospitalizations have steadily decreased since mid-April 2021. Cleveland residents had 70 new cases per 100K residents over the last 14 days compared to 37 new cases per 100K residents over the last 14 days for all of Ohio.
2. Clevelanders are still at a high risk of transmission, especially those among certain demographic groups. Black Cleveland residents have a rate of 46 new cases per 100K residents over the last 14 days, compared to only 12 new cases per 100K residents over the last 14 days for white Cleveland residents. Similarly, there were 46 new cases per 100K residents over the last 14 days among 0-39 year olds, compared to 24 new cases per 100K residents over the last 14 days among 40+ year olds.
3. A total of 383 positive variant cases have been identified among Cleveland residents with three types of variants (308 cases of Alpha (B.1.1.7), 10 cases of Epsilon (B.1.427 and B.1.429), and 65 cases of Gamma (P.1)). The type of COVID-19 currently spreading in Cleveland and Ohio is not the same as before. All three variants have increased transmissibility and potentially increased severity based on national hospitalization rates.
4. Vaccination uptake among adults are lowest for the among the 20-29 year age group. Only 30.6% of adults ages 20-29 have been vaccinated in Cleveland. Vaccines have been available to this age group since March 29. This contrasts the high vaccine uptake among adults 50 years and older, where the lowest uptake is seen among adults 80+ years (51.5%) and highest among adults 70-79 years (68.9%). Asian Cleveland residents have the highest vaccine uptake among any race population with 59.8% receiving at least one vaccine dose.

If you have questions concerning the information in this report, e-mail us at covidreport@clevelandohio.gov

Cleveland Department of Public Health
75 Erievue Plaza, Floor 3
Cleveland, Ohio 44114
Office: 216-420-7743
Fax: 216-664-6159

* This report includes preliminary data obtained on June 15, 2021 for the Cleveland City ranging from the beginning of the pandemic through June 12, 2021. Data are subject to change over time. Cases and hospitalizations for this reporting week may increase in previous reporting weeks as more data becomes available. COVID-19-related deaths may take weeks to confirm.
* Cases include confirmed and probable COVID-19 cases. Variant cases are identified by the Ohio Department of Health through genomic sequencing of a random sampling of confirmed COVID-19-positive specimens.
* Vaccination summaries include only vaccines administered by CDPH and does not represent all of Cleveland City.



COVID-19 WATCH

Weekly Coronavirus Disease (COVID-19) Surveillance Report
Friday, June 18, 2021

Figure 1. COVID-19 Cases in Cleveland by Week

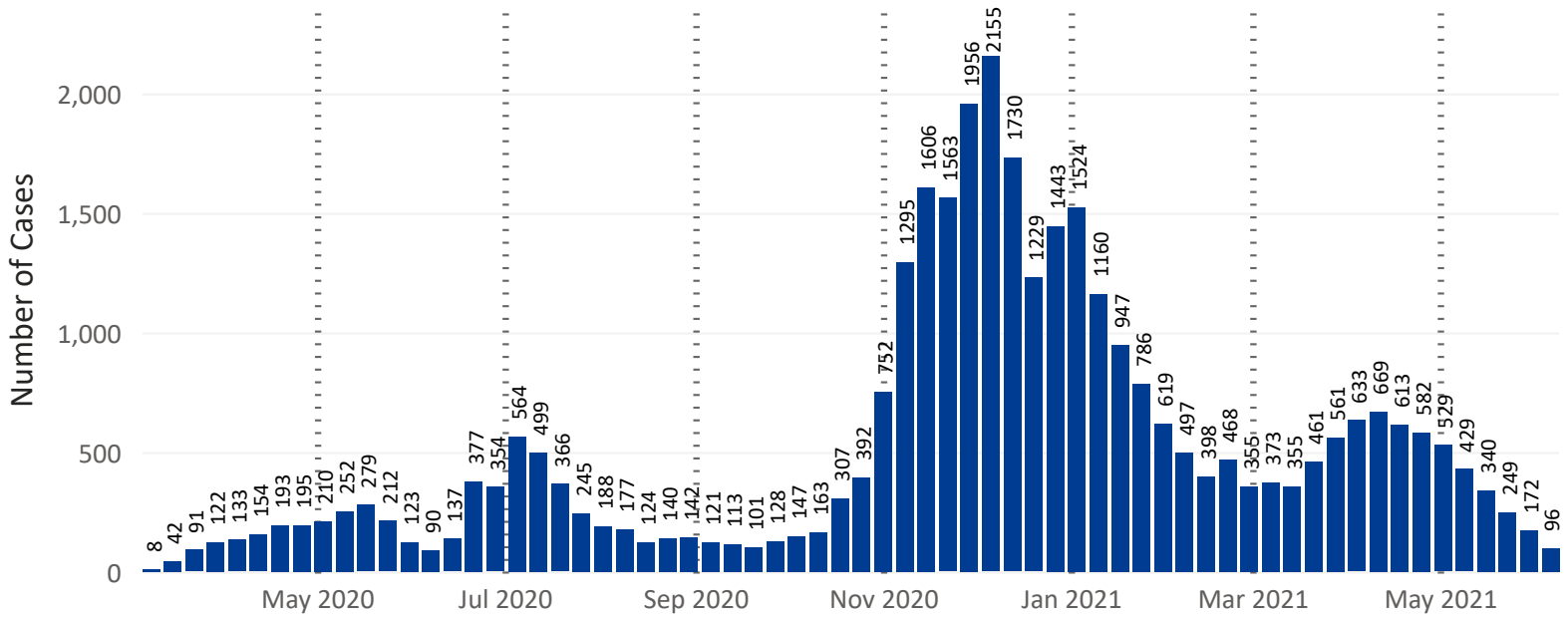
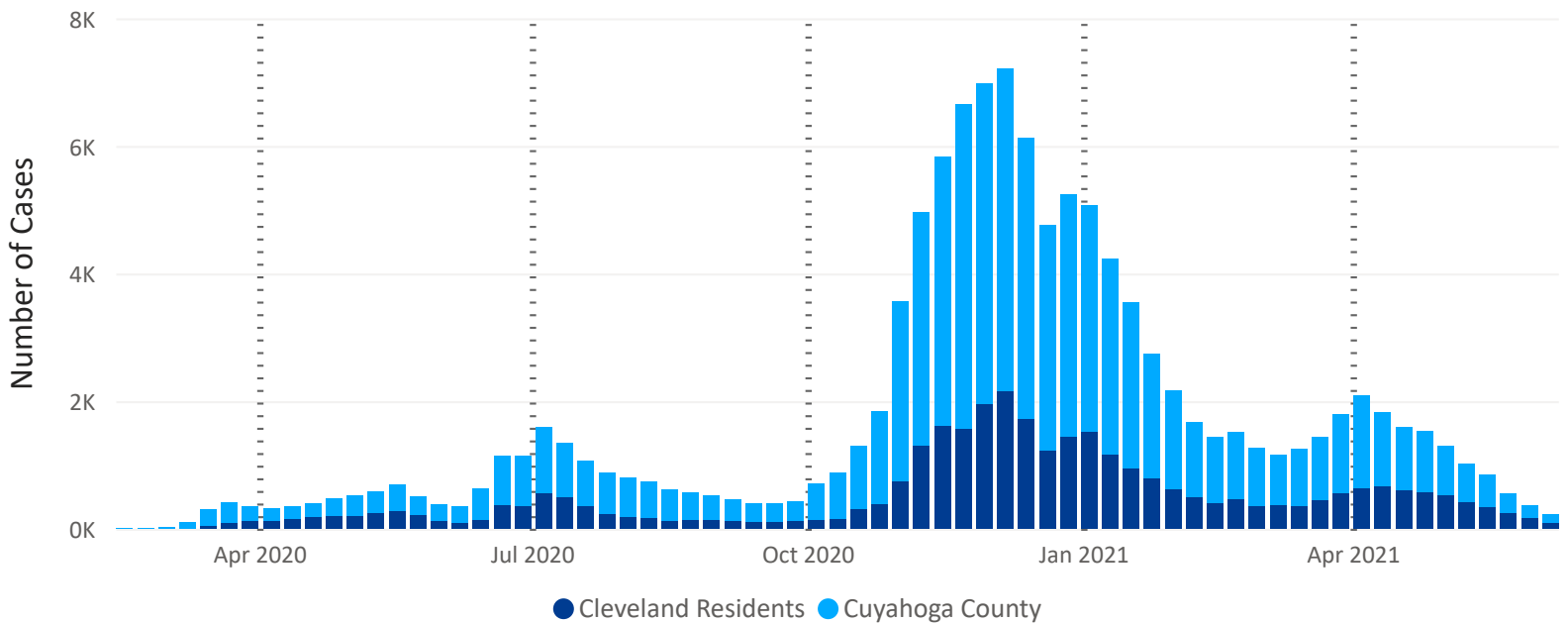


Figure 2. COVID-19 Cases in Cuyahoga County by Week



Cleveland Department of Public Health
75 Erievue Plaza, Floor 3
Cleveland, Ohio 44114
Office: 216-420-7743
Fax: 216-664-6159

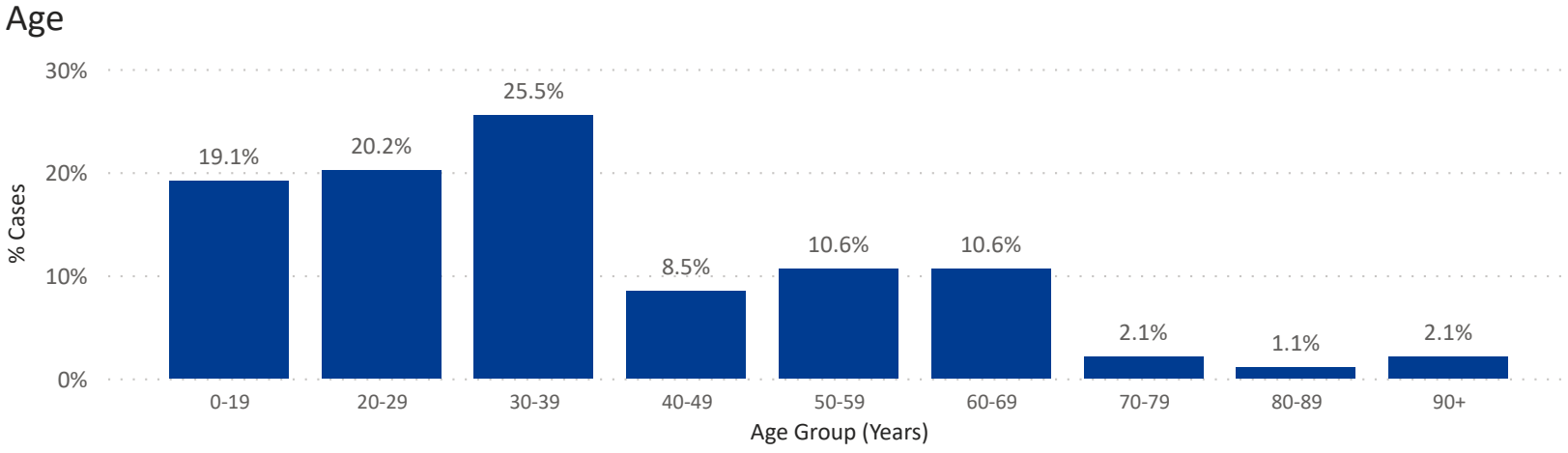
* Cases here are reported by specimen collection dates for COVID-19 diagnostic tests. If the specimen collection date is unknown, the earliest known date associated with a case is used.
* These figures do not include cases reported prior to February 15.



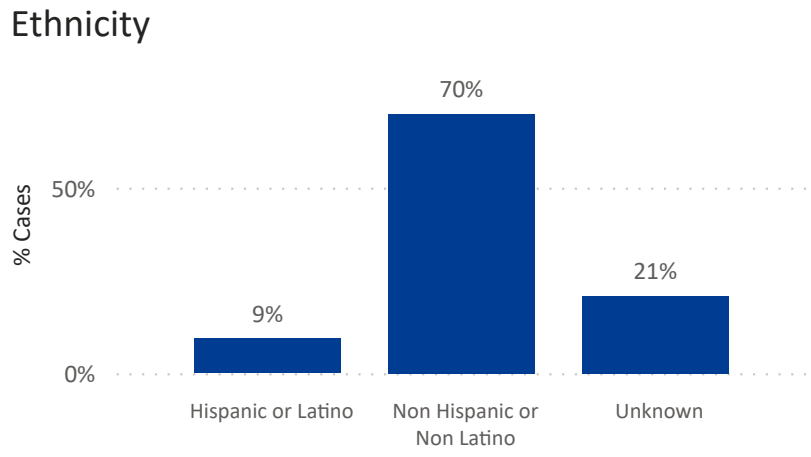
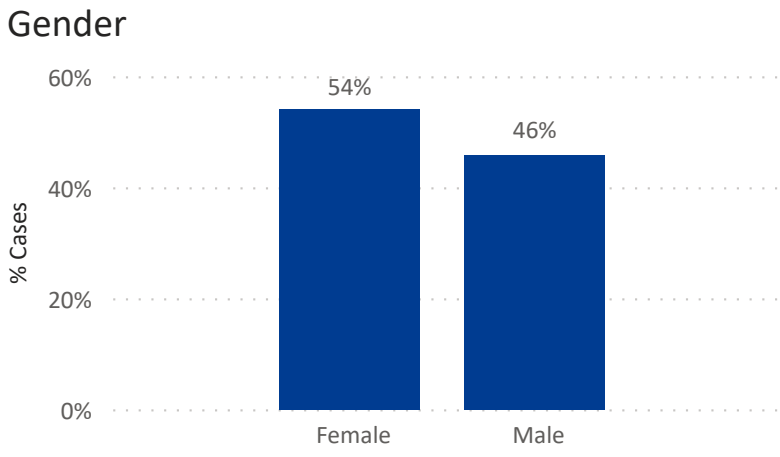
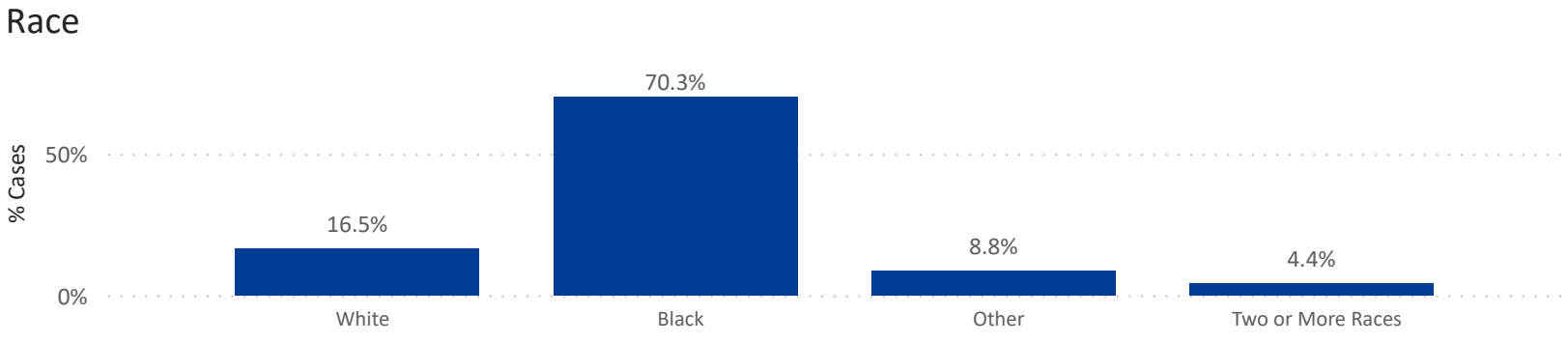
COVID-19 WATCH

Weekly Coronavirus Disease (COVID-19) Surveillance Report
Friday, June 18, 2021

Figure 3. Weekly Case Demographics (N = 96)



36.61 Average Age	34 Median Age	0 Minimum Age	105 Maximum Age
-----------------------------	-------------------------	-------------------------	---------------------------



Cleveland Department of Public Health
75 Erievue Plaza, Floor 3
Cleveland, Ohio 44114
Office: 216-420-7743
Fax: 216-664-6159

* **AIAN** = American Indian/Alaska Native
 * **NHPI** = Native Hawaiian and other Pacific Islander.
 * **Age** does not include 2 cases for who Age is "Unknown".
 * **Race** does not include 5 cases for whom Race is "Unknown".



COVID-19 WATCH

Weekly Coronavirus Disease (COVID-19) Surveillance Report
Friday, June 18, 2021

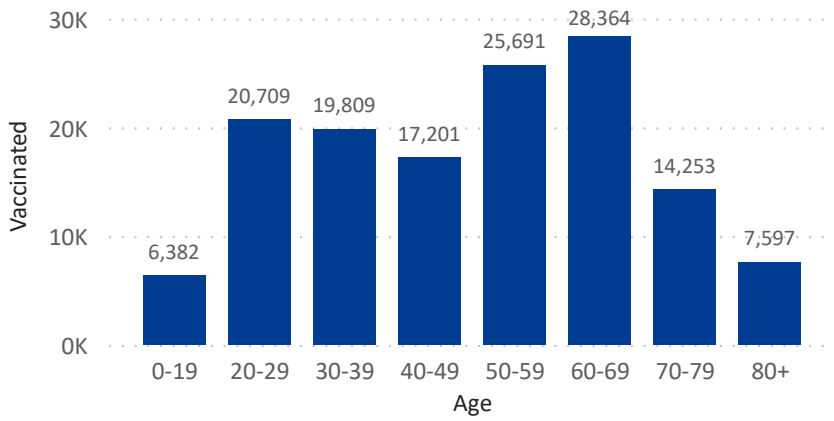
Summary of Vaccinations Administered to Cleveland Residents

MEASURE	CLEVELAND RESIDENTS
Started	19,038
Completed	120,959
Total	140,006

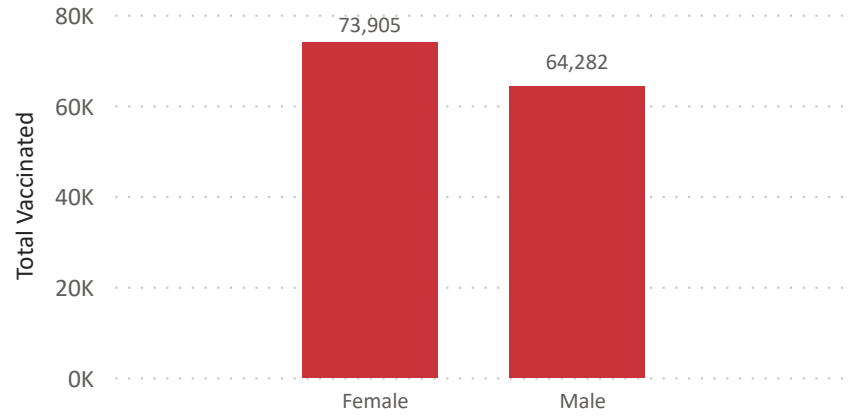
19,502
Cleveland Residents
Vaccinated by CDPH

Demographics of Cleveland Residents Vaccinated (N = 140,006)

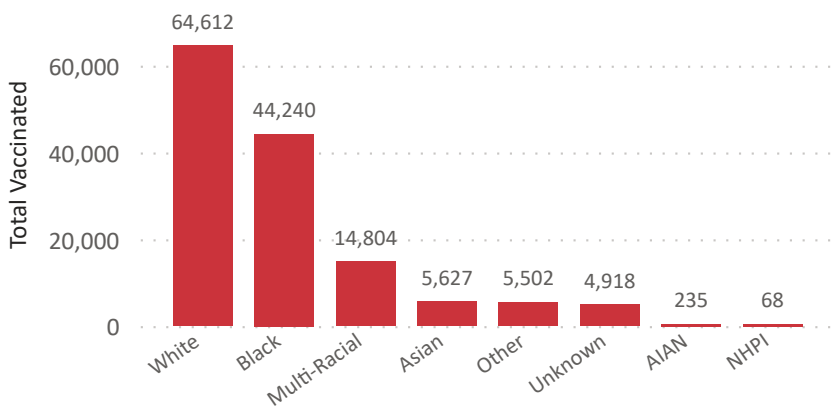
Age



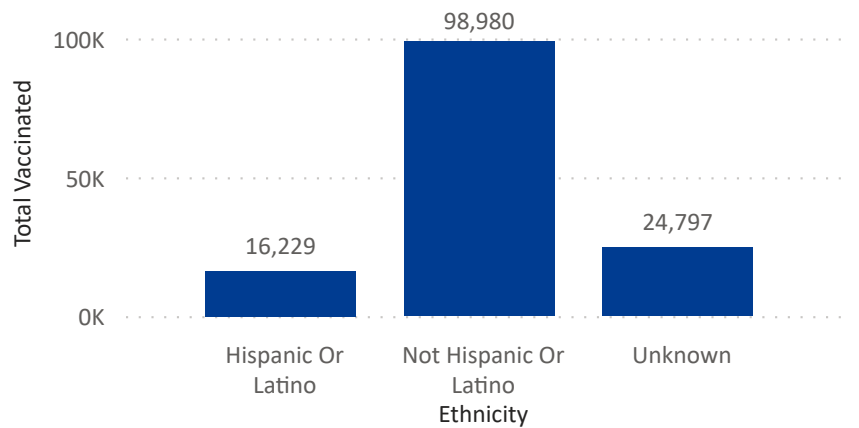
Gender



Race



Ethnicity



Cleveland Department of Public Health
75 Erievue Plaza, Floor 3
Cleveland, Ohio 44114
Office: 216-420-7743
Fax: 216-664-6159

Vaccination data are preliminary and reported as of June 15, 2021. Summaries for individuals and demographics are shown as available and may not include all individuals given vaccine by CDPH at the time of reporting. Data presented this reporting week are subject to change. Unknown data is not shown for age, gender or race.

AIAN = American Indian or Alaska Native
NHPI = Native Hawaiian or Pacific Islander