



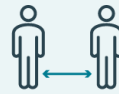
# COVID-19 Watch

Weekly Coronavirus Disease (COVID-19) Surveillance Report  
Friday, July 16, 2021

## Cleveland COVID-19 Case Summary, July 4, 2021 – July 10, 2021



WEAR A MASK



STAY 6 FEET APART



AVOID CROWDS



GET A VACCINE

29

Cases this Week

5

Hospitalizations this Week

132,786

Clevelanders Fully Vaccinated

33,648

Total Cases

2,506

Total Hospitalizations

513

Total Deaths

### What Matters Most

1. Cleveland residents should be aware that COVID-19 is still being transmitted in our community even though the cases and hospitalizations have steadily decreased since mid-April 2021. The 14-day case rate for the previous two reporting periods is 18 new cases per 100,000 Cleveland residents, compared to 24 new cases per 100,000 Ohio residents.
2. Young people account for most new COVID-19 cases. During this reporting week, 41.4% of new cases occurred in individuals between the ages of 20 and 29 (Figure 2). This age group also has a low rate of vaccine uptake. Only 32.5% has received at least one vaccine dose. No new COVID-19 cases were reported among Cleveland residents older than 60 this week. 63.5% of residents over 60 years old have received at least one dose.
3. COVID-19 vaccines are safe and effective, even against COVID-19 variants. Millions of people in the United States have received COVID-19 vaccines safely. According to the CDC, COVID-19 vaccines "have undergone and will continue to undergo the most intensive safety monitoring in U.S. history." A total of 132,786 (34.8%) Cleveland residents have safely completed a vaccination series.
4. A total of 454 positive variant cases have been identified among Cleveland residents, with four types of variants present (356 cases of Alpha, 5 cases of Delta, 10 cases of Epsilon, and 82 cases of Gamma, and 1 case of a co-infection of Delta and Gamma). The Delta variant is now the dominant strain of SARS-CoV-2 in the United States and is on a trajectory to becoming the dominant strain in Ohio. The Delta variant poses a serious threat of hospitalization or death to unvaccinated individuals.

If you have questions concerning the information in this report, e-mail us at [covidreport@clevelandohio.gov](mailto:covidreport@clevelandohio.gov)

**Cleveland Department of Public Health**  
75 Erievue Plaza, Floor 3  
Cleveland, Ohio 44114  
Office: 216-420-7743  
Fax: 216-664-6159

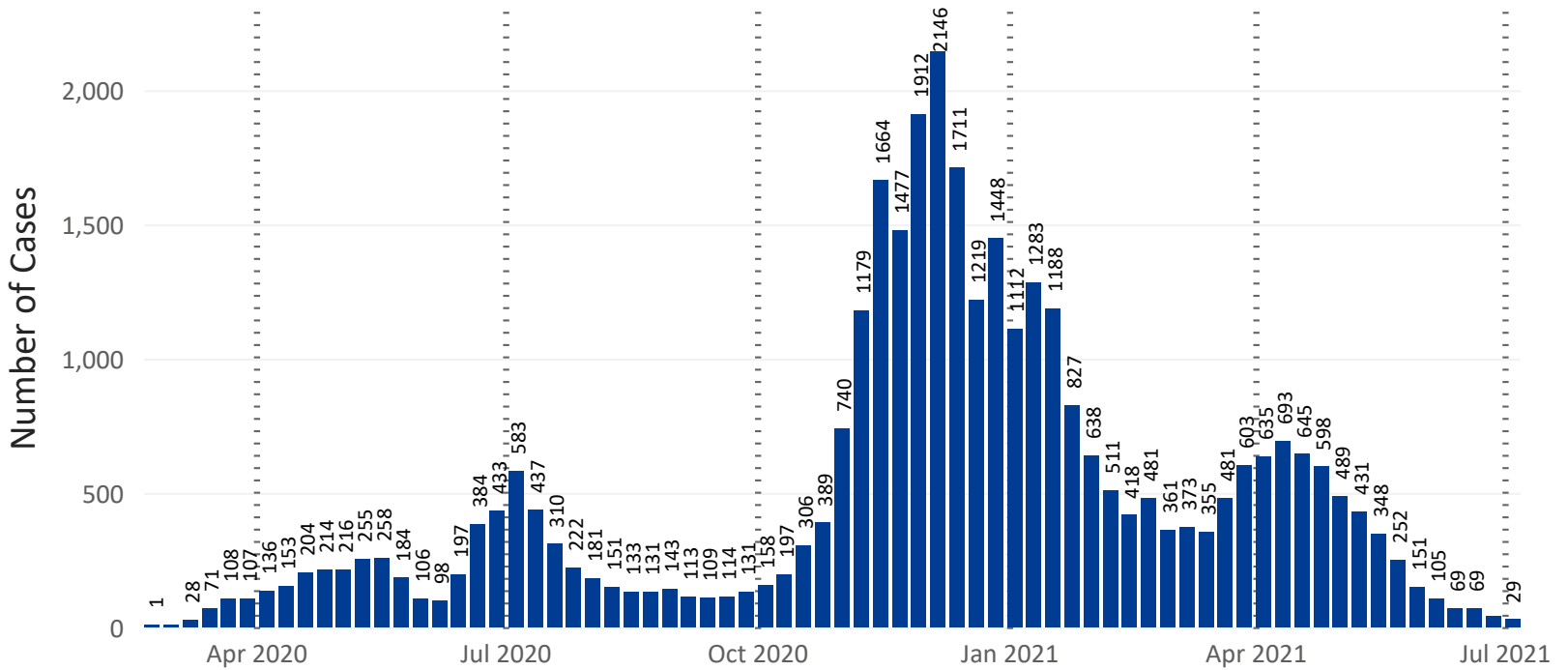
\* This report includes preliminary data obtained on July 13, 2021 for the Cleveland City ranging from the beginning of the pandemic through July 10, 2021. Data are subject to change over time. Cases and hospitalizations for this reporting week may increase in previous reporting weeks as more data becomes available. COVID-19-related deaths may take weeks to confirm.  
\* Cases include confirmed and probable COVID-19 cases. Variant cases are identified by the Ohio Department of Health through genomic sequencing of a random sampling of confirmed COVID-19-positive specimens.  
\* Vaccination summaries include vaccines administered to Cleveland residents by any supplier.



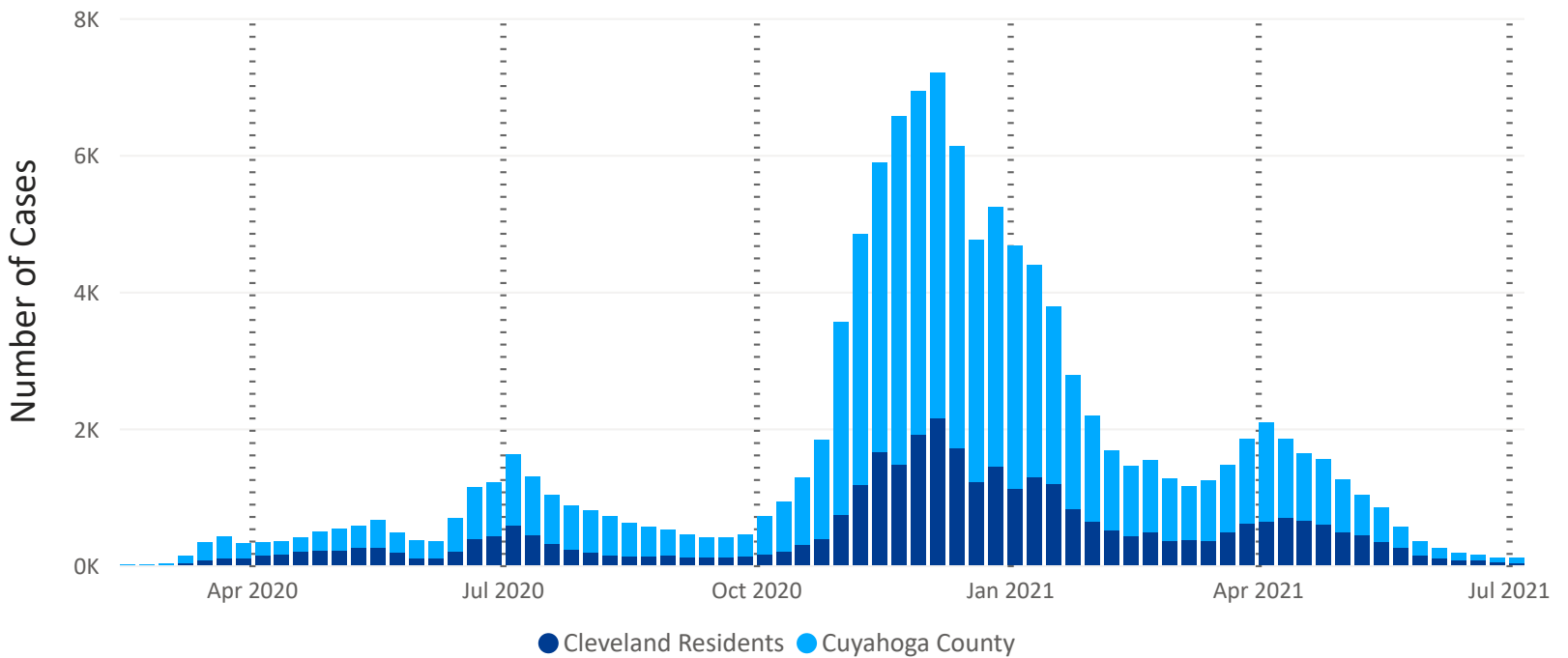
# COVID-19 WATCH

Weekly Coronavirus Disease (COVID-19) Surveillance Report  
Friday, July 16, 2021

## Figure 1. COVID-19 Cases in Cleveland by Week



## Figure 2. COVID-19 Cases in Cuyahoga County by Week



**Cleveland Department of Public Health**  
75 Erievue Plaza, Floor 3  
Cleveland, Ohio 44114  
Office: 216-420-7743  
Fax: 216-664-6159

\* Cases here are reported by specimen collection dates for COVID-19 diagnostic tests. If the specimen collection date is unknown, the earliest known date associated with a case is used.  
\* These figures do not include cases reported prior to February 15.

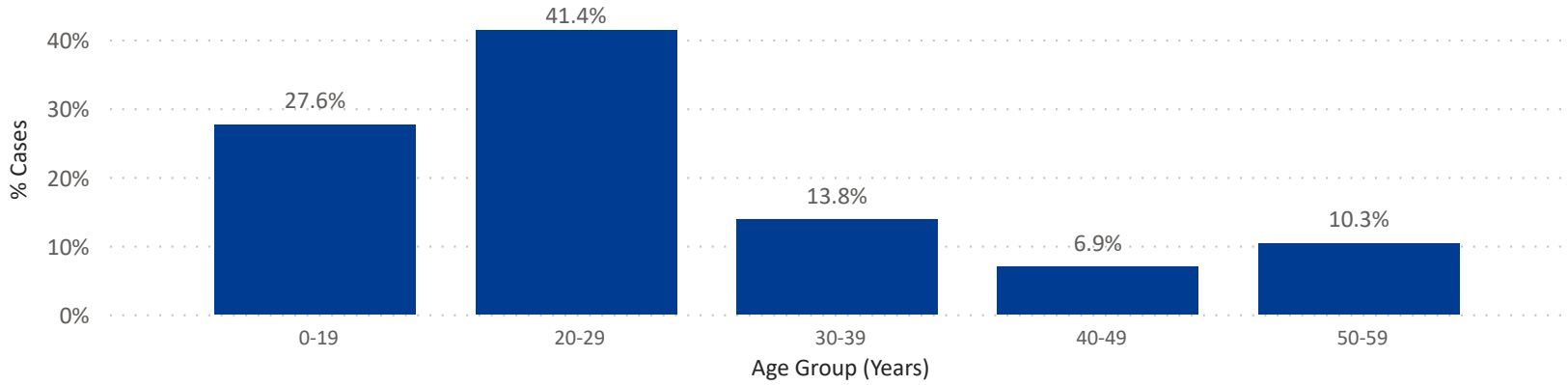


# COVID-19 WATCH

Weekly Coronavirus Disease (COVID-19) Surveillance Report  
Friday, July 16, 2021

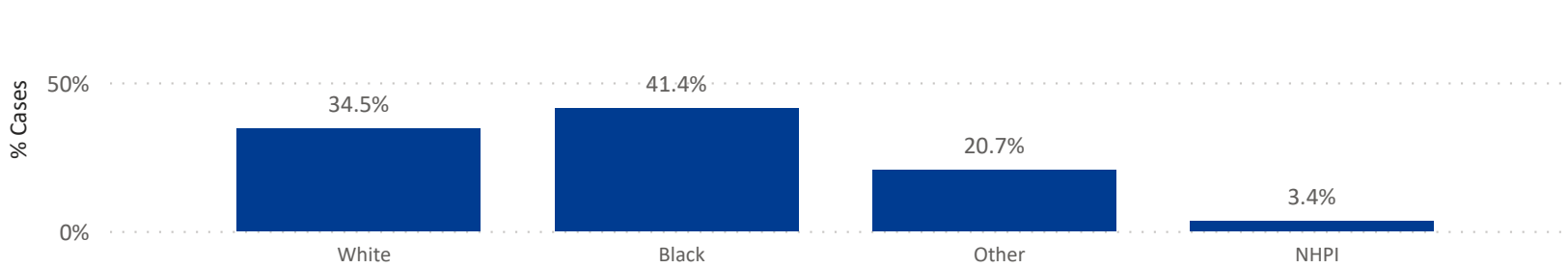
**Figure 3. Weekly Case Demographics (N = 29)**

## Age

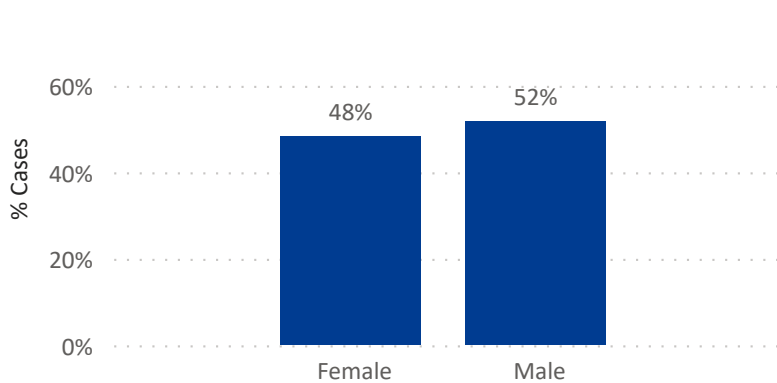


<b>27.34</b> Average Age	<b>25</b> Median Age	<b>6</b> Minimum Age	<b>59</b> Maximum Age
-----------------------------	-------------------------	-------------------------	--------------------------

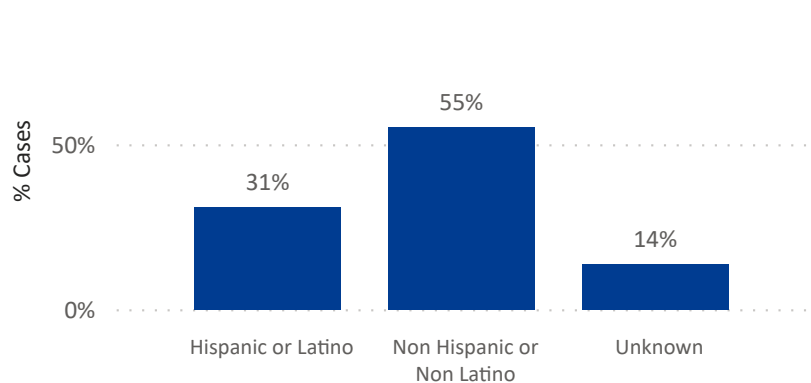
## Race



## Gender



## Ethnicity



**Cleveland Department of Public Health**  
75 Erievue Plaza, Floor 3  
Cleveland, Ohio 44114  
Office: 216-420-7743  
Fax: 216-664-6159

\* **AIAN** = American Indian/Alaska Native  
\* **NHPI** = Native Hawaiian and other Pacific Islander.



# COVID-19 WATCH

Weekly Coronavirus Disease (COVID-19) Surveillance Report  
Friday, July 16, 2021

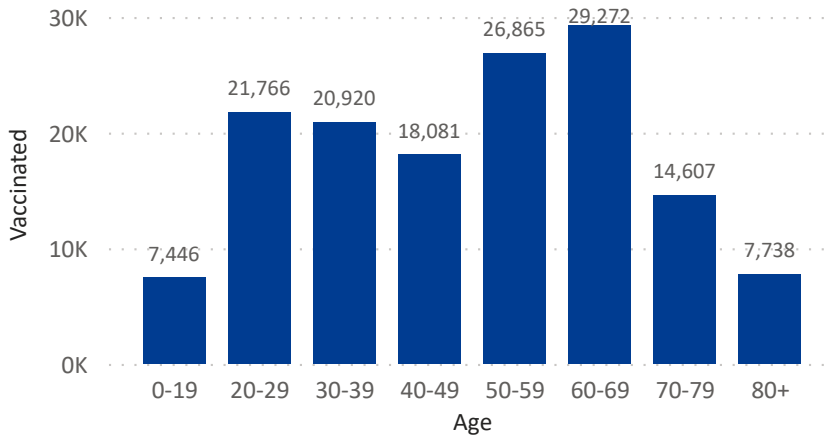
## Summary of Vaccinations Administered to Cleveland Residents

MEASURE	CLEVELAND RESIDENTS
Completed	132,786
Started*	13,896
Sum***	146,695

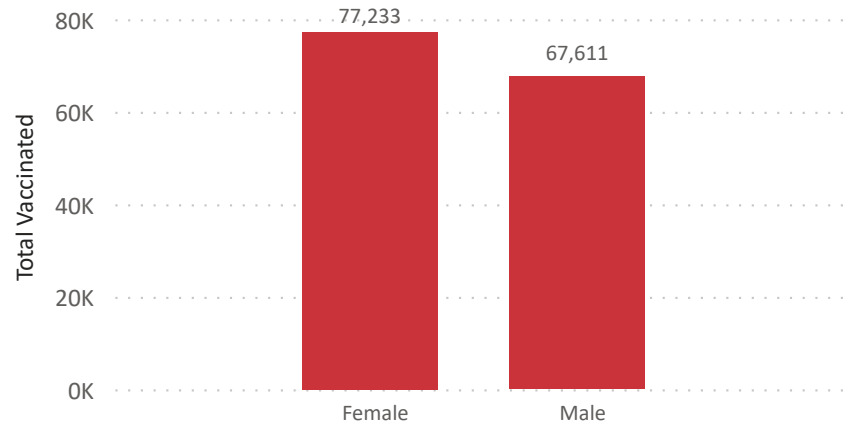
**32,112**  
Total Individuals Vaccinated by CDPH  
(Cleveland and non-Cleveland residents)

## Demographics of Cleveland Residents Vaccinated (N = 146,965)

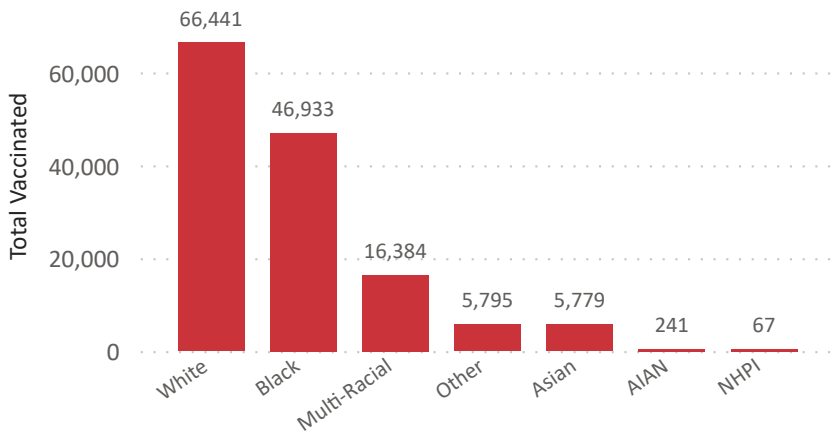
Age



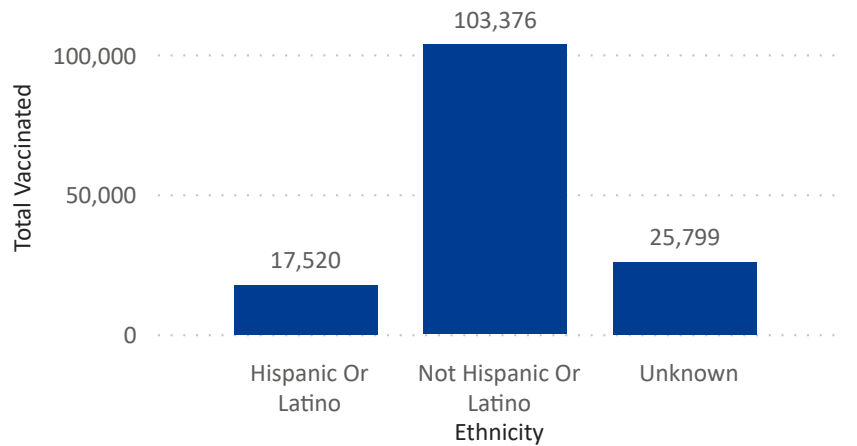
Gender



Race



Ethnicity



**Cleveland Department of Public Health**  
75 Erievue Plaza, Floor 3  
Cleveland, Ohio 44114  
Office: 216-420-7743  
Fax: 216-664-6159

Vaccination data are preliminary and reported as of July 13, 2021. Summaries for individuals and demographics are shown as available and may not include all individuals vaccinated at the time of reporting. Data presented this reporting week are subject to change. Unknown data is not shown for age, gender or race.  
**AIAN** = American Indian or Alaska Native, **NHPI** = Native Hawaiian or Pacific Islander  
\* **Started** vaccinations include those who have received the initial dose of a SARS-CoV-2 vaccination series.  
\*\* 13 Cleveland residents received an unspecified SARS-CoV-2 vaccine; these individuals' vaccination statuses are unknown.